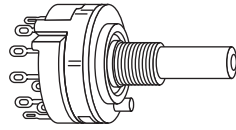
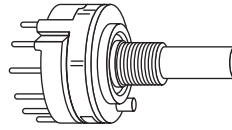


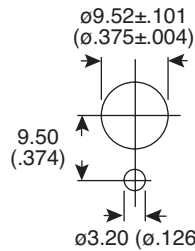
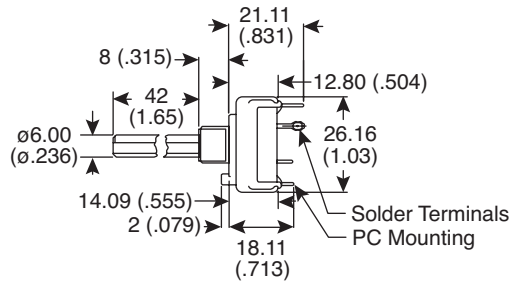
DIMENSIONS: mm (In)



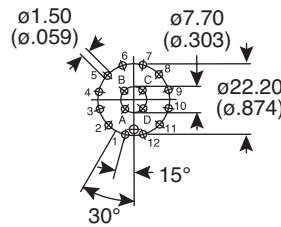
Solder Terminals



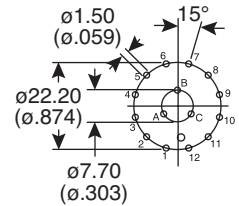
PC Mounting



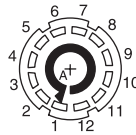
Panel Piercing Details



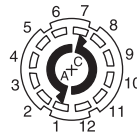
1, 2, and 4 Pole Printed Circuit Layout




3 Pole Printed Circuit Layout




**1 Pole
12 Position**



**2 Pole
6 Position**



**3 Pole
4 Position**



**4 Pole
3 Position**

Electrical Specifications:

- Working Voltage: 300V AC/DC resistive load
- Dielectric Strength: 1000V RMS
- Contact Resistance: <50mΩ (max.)
- Current Rating (Non-Switching): 5A
- Contact Rating: .35A/110VAC or DC; .15A/250VAC or DC

Mechanical Specifications:

- Index Angle: 30°
- Contact Life: Over 10,000 Operations

Note:

- RoHS Compliant

Lorlin Part No.				Poles	Maximum Positions
Solder Terminals		P.C. Terminals			
Shorting	Non-Shorting	Shorting	Non-Shorting		
---	CK1029	CK1059	---	1	12
---	CK1030	CK1060	---	2	6
---	CK1031	CK1061	---	3	4
---	CK1032	CK1062	---	4	3

Metric Rotary Switches

CK-Series

Available from Mouser Electronics

1-800-346-6873

www.mouser.com

Specifications are subject to change without notice. No liability or warranty implied by this information. Environmental compliance based on producer documentation.