

4

3

2

1

THIS DRAWING IS UNPUBLISHED. RELEASED FOR PUBLICATION. ALL RIGHTS RESERVED.

LOC	DIST	REVISIONS		
F	LNK	DESCRIPTION	DATE	BY
AD	00			
	C3	REVISED PER ECO-11-010839	25MAY11	RK HMR

SPECIFICATIONS:

MATERIALS:
 BASE: PPS UL94V-0
 COVER: PPS UL94V-0
 ACTUATOR: LCP UL94V-0
 MOVING CONTACT: COPPER ALLOY, GOLD OVER NICKEL PLATE
 FIXED CONTACT/TERMINAL: COPPER ALLOY, GOLD OVER NICKEL PLATE

ELECTRICAL:
 CONTACT RATING: NON-SWITCHING 100mA @ 50 VDC
 SWITCHING: 25mA @ 24 VDC.
 INITIAL CONTACT RESISTANCE: 100ms MAX. @ 2 VDC, 10 mA.
 STORAGE TEMPERATURE: -49°F TO +212°F (-45°C TO +100°C).
 DIELECTRIC STRENGTH: 300 VAC, 1 MINUTE.
 LIFE: 1,000 CYCLES.

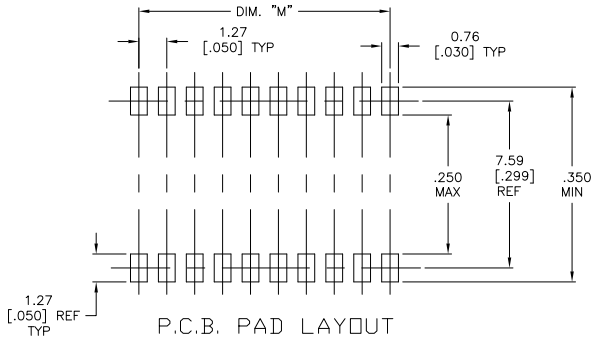
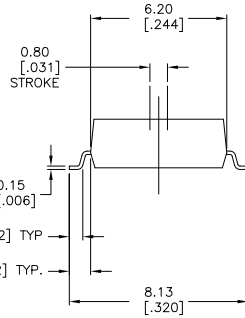
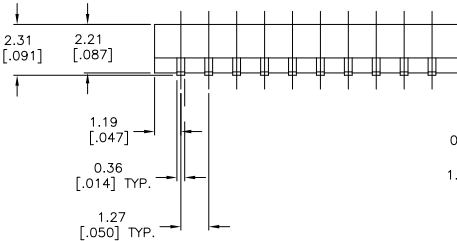
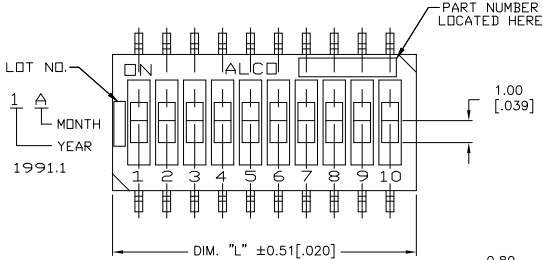
MECHANICAL:
 OPERATING FORCE: 600G MAX.

ENVIRONMENTAL:
 OPERATING TEMPERATURE: -22°F TO +185°F (-30°C TO +85°C).
 STORAGE TEMPERATURE: -49°F TO +212°F (-45°C TO +100°C).
 SOLDER HEAT RESISTANCE PER 109-201, CONDITION B
 SOLDERABILITY PER JIS C 0050 & JIS C 0053

NOTES:

- 1. PARTS WITH 'ON' SUFFIX SUPPLIED IN THE ON POSITION.
- 2. SUPPLIED WITH TAPE SEAL STANDARD.
- 3. FOR TAPE AND REEL PACKAGING- PART NO. GDHXSTR SEE MODEL NUMBER CHART BELOW.
- 4. FOR NO SEAL OPTION = NS.
- 5. ALL MATERIALS AND FINISHES SHALL COMPLY WITH EU DIRECTIVE 2002/95/EC OF 27 JAN 2003 (ROHS)
- 6. OBSOLETE PARTS: OBSOLETE CIS STREAMLINING PER D.RENAUD/D.SINISI

	11.43[.450]	13.82[.544]	10	NONE	GDH010STRNS04	1-1571983-6
1	1.27[.050]	3.66[.144]	2	TAPE	GDH02STRON04	1-1571983-5
	11.43[.450]	13.82[.544]	10	TAPE	GDH010STR04	1-1571983-4
	11.43[.450]	13.82[.544]	10	TAPE	GDH010S04	1-1571983-3
4	8.89[.350]	11.28[.444]	8	NONE	GDH08STRNS04	1-1571983-2
	8.89[.350]	11.28[.444]	8	TAPE	GDH08STR04	1-1571983-1
	8.89[.350]	11.28[.444]	8	TAPE	GDH08S04	1-1571983-0
	6.35[.250]	8.74[.344]	6	TAPE	GDH06STR04	1571983-9
	6.35[.250]	8.74[.344]	6	TAPE	GDH06S04	1571983-8
4	3.81[.150]	6.20[.244]	4	TAPE	GDH04STRON04	1571983-7
4	3.81[.150]	6.20[.244]	4	NONE	GDH04STRNS04	1571983-6
	3.81[.150]	6.20[.244]	4	TAPE	GDH04STR04	1571983-5
	3.81[.150]	6.20[.244]	4	TAPE	GDH04S04	1571983-4
	1.27[.050]	3.66[.144]	2	TAPE	GDH02STR04	1571983-3
1 6	OBSOLETE 1.27[.050]	3.66[.144]	2	TAPE	GDH02SON04	1571983-2
	1.27[.050]	3.66[.144]	2	TAPE	GDH02S04	1571983-1
	M	L	POLE	SEAL	OLD T&B P/N	PART NUMBER



P.C.B. PAD LAYOUT
 PCB LAYOUT TOLERANCES ±002
 ON ALL DIMENSIONS

THIS DRAWING IS A CONTROLLED DOCUMENT.

DIMENSIONS: mm [INCHES]	TOLERANCES UNLESS OTHERWISE SPECIFIED	DRW: R. BROWN 15MAR05	CHK: M. SARVER 15MAR05	TE Connectivity	
0 P.L.C. ± .01	1 P.L.C. ± .015	2 P.L.C. ± .025 (0.10)	3 P.L.C. ± .03	4 P.L.C. ± .04	DIP SWITCH GDH SERIES
0 ANGLES ± .1°	1 ANGLES ± .2°	2 ANGLES ± .3°	3 ANGLES ± .4°	4 ANGLES ± .5°	RESTRICTED TO
MATERIAL: -	FINISH: -	APPLICATION SPEC: -	WEIGHT: -	SIZE: A2	SIZE: A2
CUSTOMER DRAWING				DATE: 00779	DRAWING NO: 1571983
				SCALE: 8:1	SHEET: 1 of 1