


REL-MR-110DC/21HC

Order No.: 2961338



<http://eshop.phoenixcontact.de/phoenix/treeViewClick.do?UID=2961338>

Pluggable miniature relays, with power contact for high continuous current, 1 PDT, input voltage 110 V DC

Commercial data	
EAN	4017918187590
Pack	10 pcs.
Customs tariff	85364900
Weight/Piece	0.01579 KG
Catalog page information	Page 46 (IF-2007)

Product notes

WEEE/RoHS-compliant since:
08/09/2006



<http://www.download.phoenixcontact.com>
Please note that the data given here has been taken from the online catalog. For comprehensive information and data, please refer to the user documentation. The General Terms and Conditions of Use apply to Internet downloads.

Technical data	
Coil side	
Nominal input voltage U_N	110 V DC
Nominal input current at U_N	4.1 mA
Typical response time	7 ms
Typical release time	3 ms
Coil resistance	26600 Ω \pm 15% (at 20°C)

Contact side

Contact type	Single contact, 1-PDT
Contact material	AgNi
Maximum switching voltage	250 V AC/DC
Minimum switching voltage	12 V
Maximum inrush current	30 A (300 ms)
Min. switching current	100 mA
Limiting continuous current	16 A
Interrupting rating (ohmic load) max.	384 W (for 24 V DC)
	58 W (for 48 V DC)
	48 W (for 60 V DC)
	50 W (for 110 V DC)
	80 W (for 220 V DC)
	4000 VA (for 250 V AC)

General data

Length	29 mm
Height	15.7 mm
Width	12.7 mm
Test voltage relay winding/relay contact	5 kV AC (50 Hz, 1 min)
Ambient temperature (operation)	-40 °C ... 85 °C
Ambient temperature (storage/transport)	-40 °C ... 85 °C
Operating mode	100% operating factor
Service life mechanical	3 x 10 ⁷ cycles
Standards/regulations	IEC 60664
	IEC 60664 A
	DIN VDE 0110
	DIN VDE 0106-101
	DIN EN 50178/DIN VDE 0160 (in relevant parts)
	IEC 60255/DIN VDE 0435 (in relevant parts)
	EN 60730/DIN VDE 0631
Pollution degree	3
Surge voltage category	III
Mounting position	Any
Assembly instructions	Can be aligned without spacing (> 70 °C ≥ 2.5 mm)

Certificates / Approvals

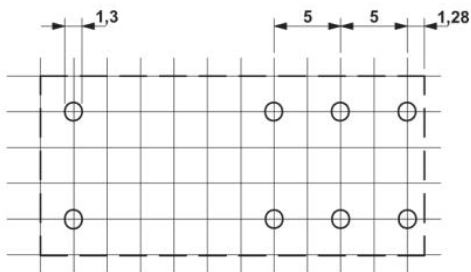


Certification

CUL, GL, GOST, UL, VDE-PZI

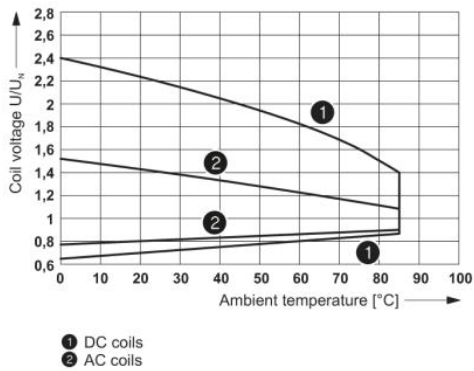
Drawings

Drilling diagram

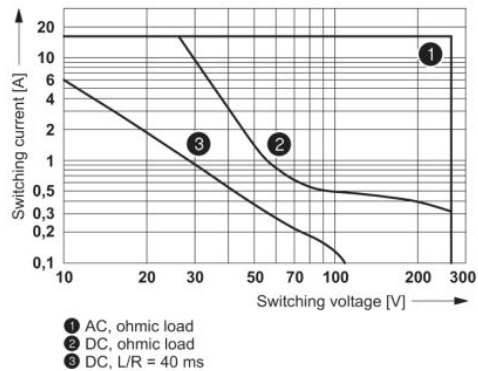


a = pitch division 2.5 mm

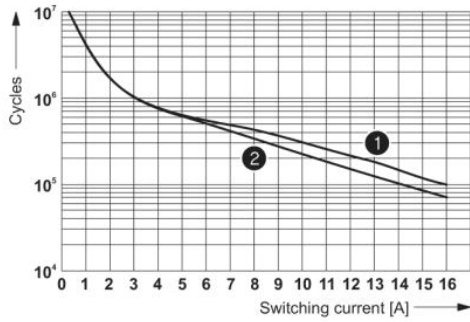
Diagram



Operating voltage range

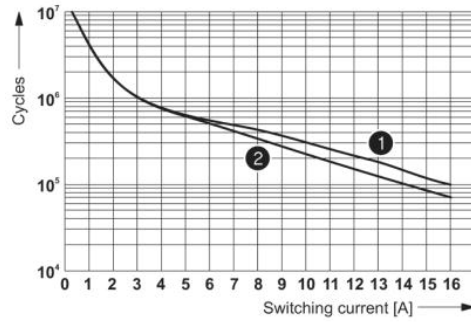


Interrupting rating



- ① 250 V AC, ohmic load (DC coils)
- ② 250 V AC, ohmic load (AC coils)

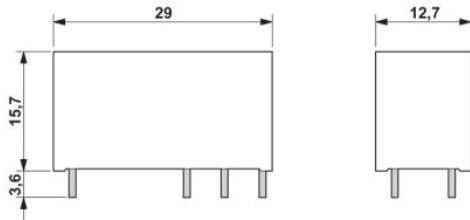
Electrical service life



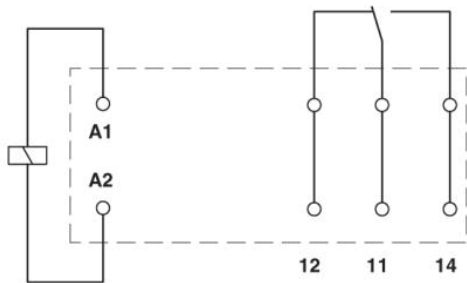
- ① 250 V AC, ohmic load (DC coils)
- ② 250 V AC, ohmic load (AC coils)

Service life reduction factor with various cos phi

Dimensioned drawing



Circuit diagram



Address

PHOENIX CONTACT UAB
Svitrigailos Str. 11b
03228 Vilnius, LITHUANIA
Phone +370 5 2106321
Fax +370 5 2106324
<http://www.phoenixcontact.lt>



© 2009 Phoenix Contact
Technical modifications reserved;