

4

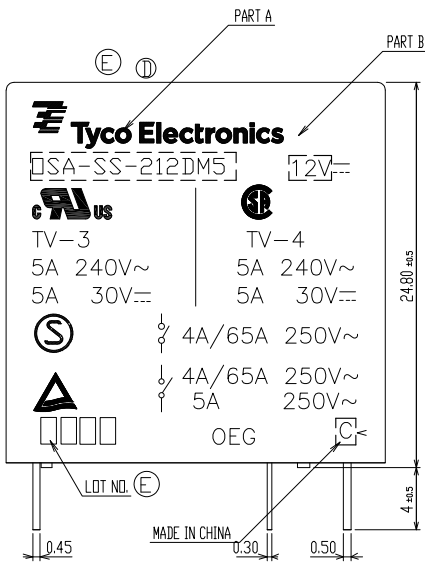
3

2

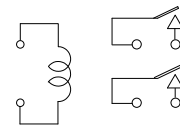
1

THIS DRAWING IS UNPUBLISHED. RELEASED FOR PUBLICATION
 © COPYRIGHT - By - ALL RIGHTS RESERVED.

LOC	DIST	REVISIONS			
P	LTR	DESCRIPTION	DATE	DWN	APVD
E1		REVISED PER ECO-11-005140	06MAY11	RK	HMR



CONNECTION DIAGRAM(BOTTM VIEW)



DRILLING DIAGRAM(BOTTM VIEW)

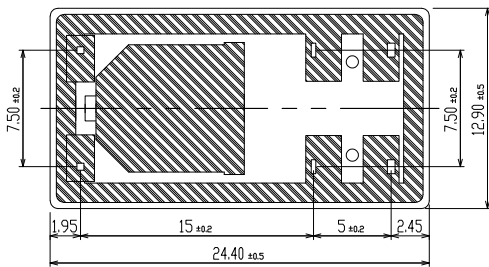
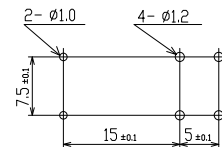


Diagram dimension	Tolerance
max. 1mm	±0.1mm
1 - 3mm	±0.2mm
min. 3mm	±0.3mm

THIS DRAWING IS A CONTROLLED DOCUMENT.

DWN: H.SASAKI		TE TE Connectivity	
CHK: Y.OIKAWA			
APVD: A.NAGAI		NAME: OSA-SH-DM5,000 ,000M	
PRODUCT SPEC		-	
APPLICATION SPEC		-	
WEIGHT		SIZE: A3	RESTRICTED TO: -
MATERIAL		CAGE CODE: 00779	DRAWING NO: 3-1419124-9
FINISH		CUSTOMER DRAWING	
		SCALE: 4:1	SHEET 1 OF 2 REV E1

4

3

2

1

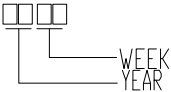
THIS DRAWING IS UNPUBLISHED. RELEASED FOR PUBLICATION
 © COPYRIGHT - By - ALL RIGHTS RESERVED.

LOC	DIST	REVISIONS				
P	LTR	DESCRIPTION	DATE	DWN	APVD	
-	-	SEE SHEET 1	-	-	-	

①	8-1440001-4	OSA-SH-224DM5	24V	OSA-SH-224DM5	n
①	8-1440001-2	OSA-SH-212DM5	12V	OSA-SH-212DM5	m
①	8-1440001-1	OSA-SH-212DM5	12V	OSA-SH-212DM5	L
①	7-1440001-9	OSA-SH-209DM5	9V	OSA-SH-209DM5	k
①	7-1440004-7	OSA-SH-205DM5	5V	OSA-SH-205DM5	j
①	1461020-7	OSA-SH-205DM5	5V	OSA-SH-205DM5	i
	1461388-6	OSA-SH-248DM5	48V	OSA-SH-248DM5	h
	1461388-4	OSA-SH-224DM5	24V	OSA-SH-224DM5	g
	1461388-3	OSA-SH-206DM5	6V	OSA-SH-206DM5	f
	4-1419124-9	OSA-SH-224DM5	24V	OSA-SH-224DM5	e
	4-1419124-0	OSA-SH-212DM5	12V	OSA-SH-212DM5	d
	3-1419124-9	OSA-SH-212DM5	12V	OSA-SH-212DM5	c
	7-1440001-8	OSA-SH-209DM5	9V	OSA-SH-209DM5	b
	7-1440004-6	OSA-SH-205DM5	5V	OSA-SH-205DM5	a
TE CONNECTIVITY PART NO	DESCRIPTION	PART B	PART A	ITEM	

RELAY TYPE

⑤ NOTE:
 1. LOT NO. SYSTEM AS FOLLOWING:



		UV RESIN	UV SEAL	15
		EPOXY RESIN	SEAL	14
94V-0		PBT	CASE	13
94V-0		PA66	CARD	12
		Ag ALLOY	STATIONARY CONTACT	11
		Ag ALLOY	STATIONARY TERMINAL	10
		Ag ALLOY	MOVABLE CONTACT	9
		Cu ALLOY	MOVABLE SPRING	8
		Cu-NI PLATED	STEEL ARMATURE	7
		Cu-NI PLATED	STEEL CORE	6
		PBS	HINGE SPRING	5
		NI PLATED	STEEL YOKE	4
		UEW	MAGNETIC WIRE	3
		CP WIRE	COIL TERMINAL	2
94V-0		PBT	BOBBIN	1
INCOMBUSTIBILITY	TREATMENT	MATERIAL	DESCRIPTION	ITEM

DIMENSIONS:		TOLERANCES UNLESS OTHERWISE SPECIFIED:	
mm		0 PLC	± -
		1 PLC	± -
		2 PLC	± -
		3 PLC	± -
		4 PLC	± -
		ANGLES	± -
MATERIAL		FINISH	

DWN -			
CHK -			
APVD -			
PRODUCT SPEC -			
APPLICATION SPEC -			
WEIGHT -			
CUSTOMER DRAWING			
TE TE Connectivity			
NAME OSA-SH-DM5,000 ,000M			
SIZE A3 CAGE CODE 00779 DRAWING NO 3-1419124-9 RESTRICTED TO			
SCALE 4:1		SHEET 2 of 2 REV E1	