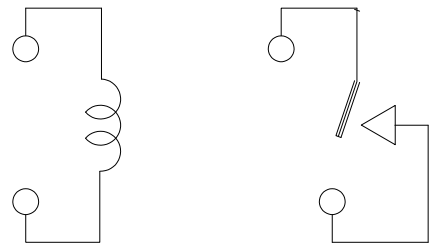

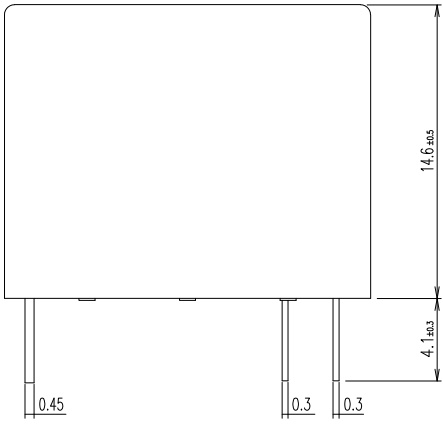
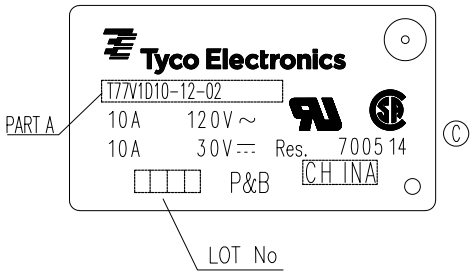


THIS DRAWING IS UNPUBLISHED. RELEASED FOR PUBLICATION
 © COPYRIGHT ALL RIGHTS RESERVED.

LOC	DIST	REVISIONS					
HB		P	LTR	DESCRIPTION	DATE	DWN	APVD
		C1		REVISED PER ECO-11-005140	29MAR11	RK	HMR



CONNECTION FIGURE

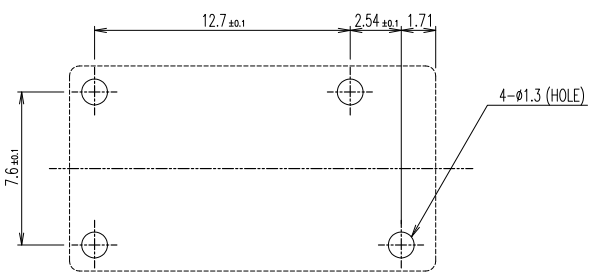
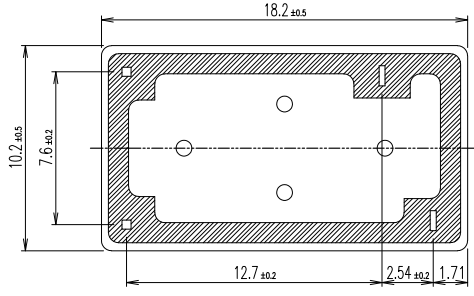


FIGURE FOR PRINTED CIRCUIT BOARD PROCESSING (BOTTOM VIEW)



DIMENSIONS: mm		TOLERANCES UNLESS OTHERWISE SPECIFIED:		DWN Fu Bo	STE TE Connectivity	
		0 PLC ± 1 PLC ± 2 PLC ± 3 PLC ± 4 PLC ±		CHK Xiaoning,Zhang		
MATERIAL SEE MATERIAL TABLE		FINISH		APVD CH,HSU	T77*1D10-** CUSTOMER DRAWING	
				PRODUCT SPEC	SIZE A3	GAGE CODE 00779
				APPLICATION SPEC	DRAWING NO 1-1393194-9	
				WEIGHT	RESTRICT TO	
				CUSTOMER DRAWING		SCALE 5:1
						SHEET 1 of 2
						REV C1

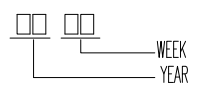
LOC		DIST		REVISIONS					
P	LTR	DESCRIPTION	ECN	DATE	DWN	APVD			

107-79010	3-1393194-8	T77V1D10-24-01	T77V1D10-24-01	q
107-79010	2-1393194-2	T77V1D10-48	T77V1D10-48	p
107-79010	2-1393194-1	T77V1D10-24	T77V1D10-24	o
107-79010	2-1393194-0	T77V1D10-18	T77V1D10-18	n
107-79010	1-1393194-9	T77V1D10-12	T77V1D10-12	m
107-79010	1440005-1	T77V1D10-09	T77V1D10-09	l
107-79010	8-1440009-1	T77V1D10-06	T77V1D10-06	k
107-79010	1-1393194-8	T77V1D10-05	T77V1D10-05	j
107-79010	1-1393194-7	T77V1D10-03	T77V1D10-03	i
107-79010	9-1440004-7	T77S1D10-48	T77S1D10-48	h
107-79010	1-1393194-0	T77S1D10-24	T77S1D10-24	g
107-79010	9-1440004-5	T77S1D10-18	T77S1D10-18	f
107-79010	1393194-9	T77S1D10-12	T77S1D10-12	e
107-79010	1393194-8	T77S1D10-09	T77S1D10-09	d
107-79010	9-1440004-2	T77S1D10-06	T77S1D10-06	c
107-79010	1393194-7	T77S1D10-05	T77S1D10-05	b
107-79010	1393194-6	T77S1D10-03	T77S1D10-03	a
PACKAGE SPEC.	PART NO	DESCRIPTION	PART A	TYPE

RELAY TYPE

INCOMBUSTIBILITY	TREATMENT	MATERIAL	DESCRIPTION	ITEM
		EPOXY RESIN	SEAL (BASE & BOBBIN)	15
		MW79	MAGNETIC WIRE	14
94V-0		P.B.T	CASE	13
94V-0		P.B.T	BASE	12
94VHB		NYLON	BOBBIN	11
	SOLDER DIP	C.P. WIRE	COIL TERMINAL	10
94V-0		P.P.S	CARD	9
		Ag ALLOY	MOVABLE CONTACT	8
		Ag	NO.CONTACT	7
		STEEL	HINGE SPRING	6
	SOLDER DIP	CU ALLOY	NO.TERMINAL	5
	SOLDER DIP	CU ALLOY	MOVABLE SPRING	4
	NIP	STEEL	CORE	3
	NIP	STEEL	ARMATURE	2
	NIP	STEEL	YOKE	1

NOTE
 1.LOT NO SYSTEM AS FOLLOWING:



DIMENSIONS: mm 	TOLERANCES UNLESS OTHERWISE SPECIFIED: 0 PLC ± 1 PLC ± 2 PLC ± 3 PLC ± 4 PLC ±	DWN Yunshou, Huang	TE Connectivity
		CHK Banghua, Yu	
MATERIAL SEE MATERIAL TABLE	FINISH	APVD Sunny,Zhang	T77*1D10-** CUSTOMER DRAWING
WEIGHT CUSTOMER DRAWING		SIZE: A3 GAGE CODE: 00779 DRAWING NO: 1-1393194-9 RESTRICT TO: C1	