THIS DRAWING IS UNPUBLISHED. RELEASED FOR PUBLICATION
© COPYRIGHT ALL RIGHTS RESERVED.

LOC	DIST
HB	

REVISIONS

P	LTR	DESCRIPTION	DATE	DWN	APVD
	B1	REVISED PER ECO-11-005140	26MAR11	RK	HMR

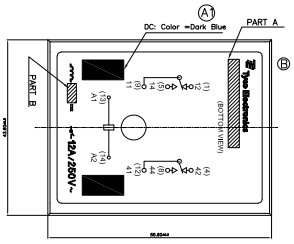

CONNECTION DIAGRAM
(BOTTOM VIEW)

STANDARD

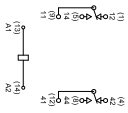

PCB LAYOUT
(BOTTOM VIEW)

2-pole

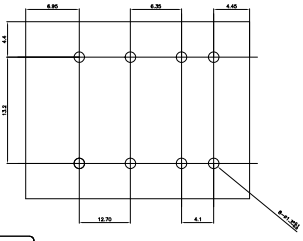

PART NO.	EC TYPE NAME	PART B	PART A	ITEM
1721239-7	PT22B220B	220V	PT22B220B	g
1721239-6	PT22B110B	110V	PT22B110B	f
1721239-5	PT22B060B	60V	PT22B060B	e
1721239-4	PT22B048B	48V	PT22B048B	d
1721239-3	PT22B024B	24V	PT22B024B	c
1721239-2	PT22B012B	12V	PT22B012B	b
1721239-1	PT22B006B	6V	PT22B006B	a

RELAY TYPE

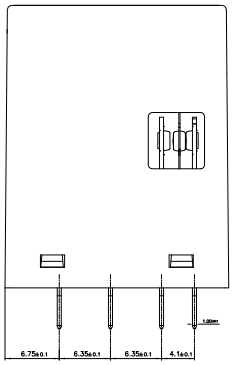

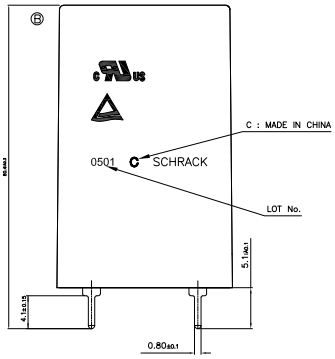

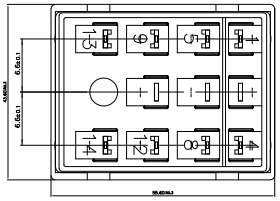

DIMENSION TOLERANCE	
MAX. 1mm	±0.1
1mm~MAX. 3mm	±0.2
MIN. 3mm	±0.3

DIMENSIONS: mm

TOLERANCES UNLESS OTHERWISE SPECIFIED:

0 PLC ±
1 PLC ±
2 PLC ±
3 PLC ±
4 PLC ±

MATERIAL: SEE MATERIAL TABLE

FINISH: ——

DWN ZX,Fu
CHK XN.ZHANG
APVD C.H.HSU
PRODUCT SPEC
APPLICATION SPEC
WEIGHT

TE Connectivity

PTH DC-2P PCB STANDARD TYPE CUSTOMER DRAWING

SIZE	GAGE CODE	DRAWING NO	RESTRIC TO
A3	00779	C- 1721239	——

CUSTOMER DRAWING | SCALE 2:1 | SHEET 1 OF 1 | REV B1

Downloaded from Elcodis.com electronic components distributor