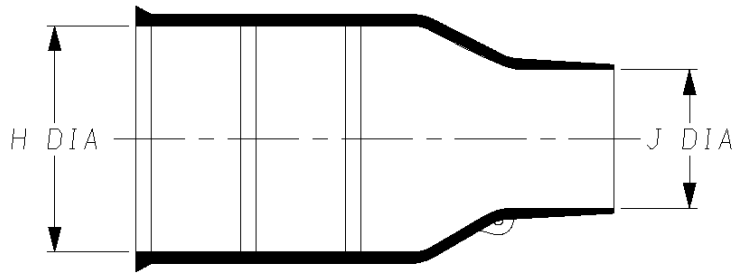
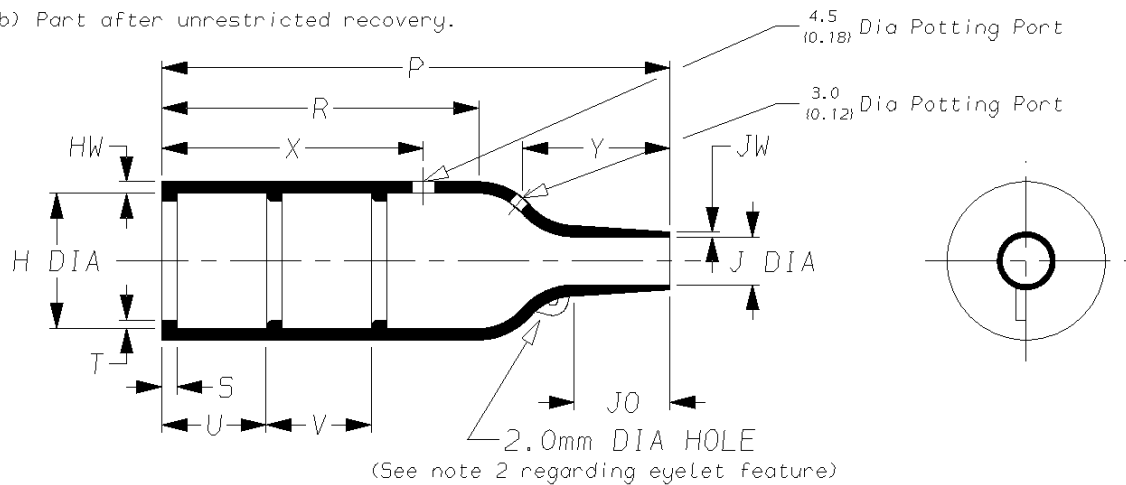


a) Part as supplied.



b) Part after unrestricted recovery.


 DIMENSIONS in millimetres
(in inches, for reference)

Part No.	H		J		P	R	S	T	U&V	JO	HW	JW	X	Y
	Min a	Max b	Min a	Max b	±10% b	±10% b	±10% b	±10% b	±10% b	±10% b	±20% b	±20% b	±20% b	±20% b
① 202K121	24 (0.94)	10.4 (0.41)	12 (0.47)	5.6 (0.22)	38 (1.50)	21 (0.83)	3.0 (0.12)	1.0 (0.04)	12 (0.47)	8.5 (0.33)	1.6 (0.06)	0.9 (0.04)	24 (0.94)	13 (0.51)
① 202K132	30 (1.18)	14.2 (0.56)	14 (0.55)	5.9 (0.23)	55 (2.17)	32 (1.26)	3.0 (0.12)	1.0 (0.04)	12 (0.47)	11.5 (0.45)	1.8 (0.07)	1.0 (0.04)	24 (0.94)	18 (0.71)
① 202K142	31 (1.22)	18.0 (0.71)	15 (0.59)	7.1 (0.28)	67 (2.64)	35 (1.38)	3.0 (0.12)	1.0 (0.04)	20 (0.79)	17.0 (0.67)	1.8 (0.07)	1.0 (0.04)	32 (1.26)	25 (0.98)
① 202K153	36 (1.42)	22.4 (0.88)	18 (0.71)	8.4 (0.33)	80 (3.15)	42 (1.65)	3.0 (0.12)	1.0 (0.04)	20 (0.79)	19.5 (0.77)	2.0 (0.08)	1.0 (0.04)	32 (1.26)	30 (1.18)
202K163	42 (1.65)	28.2 (1.11)	21 (0.83)	9.9 (0.39)	99 (3.90)	61 (2.40)	3.0 (0.12)	1.7 (0.07)	20 (0.79)	21.0 (0.83)	2.2 (0.09)	1.0 (0.04)	52 (2.05)	30 (1.18)
202K174	60 (2.36)	35.1 (1.38)	35 (1.38)	15.7 (0.62)	130 (5.12)	72 (2.83)	3.0 (0.12)	1.7 (0.07)	20 (0.79)	39.0 (1.54)	3.2 (0.13)	1.5 (0.06)	52 (2.05)	50 (1.97)
202K185	66 (2.60)	44.5 (1.75)	38 (1.50)	16.8 (0.66)	170 (6.69)	90 (3.54)	3.0 (0.12)	2.0 (0.08)	20 (0.79)	51.5 (2.03)	3.8 (0.15)	2.0 (0.08)	52 (2.05)	70 (2.76)

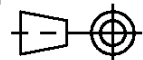
② See over for explanation of Notes

Drawn A.LILLEY. Checked Issue 3 Date September 2005 Conforms to ISO Recommendations

 Approval
Design

MKTG.

Q.A.

 3rd Angle Projection
Not to Scale




TE Connectivity

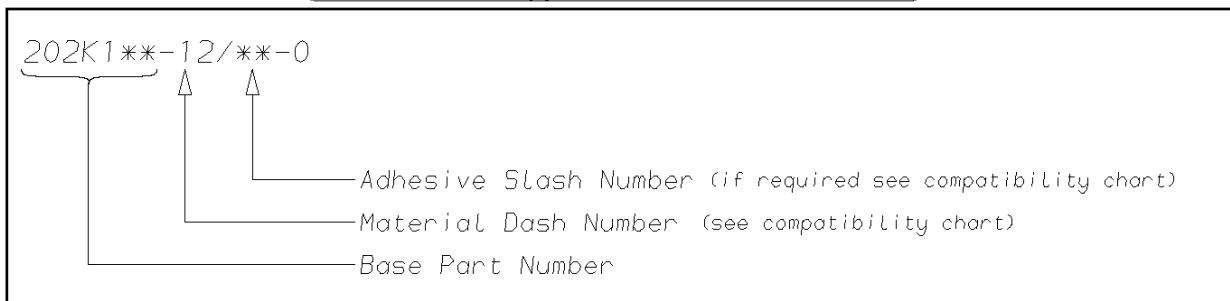
**Specification
Control Drawing**

Part Number

202K1**-12

Issue 3

Iss.	Date	E.C.R. No.	Details of Change
2	September 2006	CR06-HM-011	Eyelet note added to page 1
2	September 2006	CR06-DM-104	Material description name changed

Ordering Information**COMPATIBILITY CHART**

Material Dash Number	Material Description	SPEC Number	Coating Slash Number
-12	FLUOROELASTOMER, FLEXIBLE	RT-1312, RW-2071	/225

NOTES

- ① Dimension U does not apply on sizes 202K121 thru 202K153.
- ② Part is supplied without eyelet feature as standard
If eyelet feature is required, add C5-1863 to description:-
202K132-12-C5-1836-0
If eyelet feature and clip is required, add C5-1858 to description:-
202K132-12-C5-1858-0
- ③ 202K121-12-00-0 potting port X is at 90° to potting port Y.
- ④ As supplied dimensions are for uncoated parts, when coating is added entry diameters will reduce by 1.5mm Max.

TE Connectivity Faraday Road, Swindon, Wiltshire, SN3 5HH England Telephone: (01793) 528171 Fax: 572516	TE Connectivity 300, Constitution Drive, Menlo Park, CA 94025 USA Telephone (650) 361-3860 Fax: (650) 361-5579
Cage Code K1010	Cage Code 06090