



## ABM1M-A-C



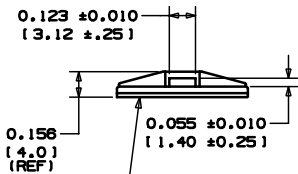

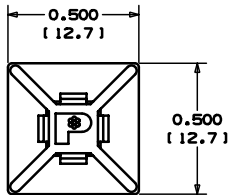
- Superior adhesive for long term reliability
- 2-up mount configuration speeds liner removal and installation
- 4-way cable tie entry makes part orientation fast and easy
- Adhesive backing allows routing of wires and cables where mounting holes cannot be drilled
- Used with PANDUIT cable ties for a complete wire routing solution
- ‡ Cable Tie Cross Section Sizes: M = Miniature, I = Intermediate, S = Standard, HS = Heavy-Standard, LH = Light-Heavy, H = Heavy, HLM = Miniature *Tak-Ty*® Hook & Loop Cable Ties.

Part Number	ABM1M-A-C
RoHS Compliancy Status	Compliant
Part Description	4-Way Adhesive Backed Cable Tie Mount
Product Type	Cable Tie Mounts - Adhesive Backed
Material	Nylon 6.6
Color	White
UL Recognized	E136577
Height (In.)	.16
Height (mm)	4.0
Length (In.)	.50
Length (mm)	12.7
Width (In.)	.50
Width (mm)	12.7
Adhesive Type	Rubber
CE Compliant	CT-ACC1 / 10.96
Environment	Indoors
Max. Bundle Diameter (mm)	2.5
Mounting Method	Adhesive Backed
Pricing Description	Cable Tie Mount, Adh., .50"x.50" (12.7mm x 12.7mm), WH
Used With Cable Ties	M
Min. Order UOM	PC
Min. Order Qty.	100
BOM Qty. (# of Pkgs.)	

THIS COPY IS PROVIDED ON A RESTRICTED BASIS AND IS NOT TO BE USED IN ANY WAY DETRIMENTAL TO THE INTERESTS OF PANDUIT CORP.

NO WARRANTY, EXPRESSED OR IMPLIED, IS MADE BY PANDUIT WITH RESPECT TO ADHESIVE BOND PERFORMANCE. AMONG OTHER THINGS, THE CONDITIONS UNDER WHICH THESE MOUNTS MAY BE APPLIED AND/OR THE SURFACE TO WHICH THEY MAY BE APPLIED ARE BEYOND PANDUIT'S CONTROL.

PANDUIT PART NUMBER*	WEIGHT lbs/100 pcs [ g ]/100 pcs
ABM1M-A	0.05 [ 23 ]



ACTUAL SIZE

ADHESIVE BACKING:  
PRESSURE SENSITIVE FOAM TAPE  
0.040 (1.0) THICK WITH PROTECTIVE  
LINER. MOUNT IS DESIGNED TO  
SUPPORT 0.13 lbs. (59 g) MAX. WEIGHT  
ON A CLEAN, DRY, SMOOTH, GREASE-  
FREE SURFACE.

TO APPLY MOUNTS:

- 1) REMOVE MOUNT FROM PROTECTIVE LINER.
- 2) PLACE IN DESIRED LOCATION.
- 3) APPLY PRESSURE TO TOP SURFACE OF MOUNT.

NOTES:

- \*1. SEE CURRENT PRICE SHEET FOR PART NUMBER SUFFIX DESIGNATION FOR MATERIAL, COLOR, AND PACKAGE SIZE.
2. USE MOUNTS WITH ONLY MINIATURE CABLE TIE CROSS SECTIONS.
3. MOUNTS ARE SUPPLIED IN STRIPS OF FOUR.
4. MOUNT HAS A CONTINUOUS OPERATING TEMPERATURE OF 120°F (49°C).

DIMENSIONS IN BRACKETS ARE METRIC [ mm ]

CHG FILENAME/LAYERS G00239DC\_PB\_ABM1M\_A\_03

**PANDUIT**

CORP. TINLEY PARK, ILLINOIS

ABM1M-A  
ADHESIVE BACKED MOUNT

REV	DATE	BY	CHK	DESCRIPTION	ECN	R	CUST	SUP	UNLESS OTHERWISE SPECIFIED, DIMENSIONAL TOLERANCES ARE: (.X) ±0.05 (1.3) (.XXX) ±0.010 (0.25) (.XX) ±0.02 (0.5) ANGLES ± 5°	UNLESS OTHERWISE SPECIFIED, ALL DIMENSIONS ARE GIVEN IN INCHES, THIRD ANGLE PROJECTION.	SCALE	DWG NO.	CHG SIZE
3	3/23/05	TMSA		REVISED DIMENSION .123 FROM .120 UPDATED LEADER LINE FOR DIMENSION 0.055	G80239DC	3					NONE	G80239DC	A
2	3/29/04	JAD		UPDATE 3D GEOMETRY, AND NOTE 1	G80239DC	2							
1	10-28-00	CGSM		CHANGED .156 DIMENSION TO REF ADDED NOTE 4	G80239DC	1							
R	5/15/98	CJG		INITIAL RELEASE	G80239DC	R							
									DRAWN BY CJG DATE 5/15/98 DRG'D	MAT'L: WHITE NYLON 6/6			