



## ABMM-A-C

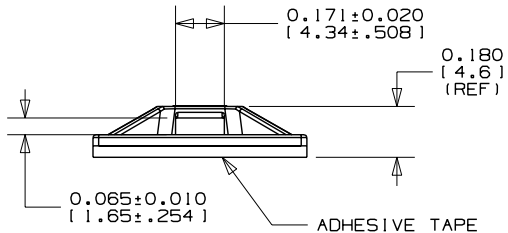
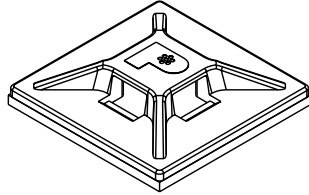
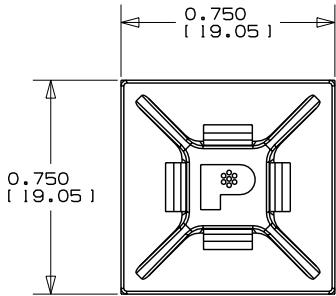


- Superior adhesive for long term reliability
- 2-up mount configuration speeds liner removal and installation
- 4-way cable tie entry makes part orientation fast and easy
- Adhesive backing allows routing of wires and cables where mounting holes cannot be drilled
- Used with PANDUIT cable ties for a complete wire routing solution
- ‡ Cable Tie Cross Section Sizes: M = Miniature, I = Intermediate, S = Standard, HS = Heavy-Standard, LH = Light-Heavy, H = Heavy, HLM = Miniature *Tak-Ty*® Hook & Loop Cable Ties.

• Part Number	ABMM-A-C
• RoHS Compliancy Status	Compliant
• Part Description	4-Way Adhesive Backed Cable Tie Mount
• Product Type	Cable Tie Mounts - Adhesive Backed
• Material	ABS
• Color	White
• UL Recognized	E136577
• Height (In.)	.18
• Height (mm)	4.6
• Length (In.)	.75
• Length (mm)	19.1
• Width (In.)	.75
• Width (mm)	19.1
• Adhesive Type	Rubber
• CE Compliant	CT-ACC1 / 10.96
• Environment	Indoors
• Max. Bundle Diameter (mm)	3.7
• Mounting Method	Adhesive Backed
• Pricing Description	Cable Tie Mount, Adh., .75"x.75" (19.1mm x 19.1mm), WH
• Used With Cable Ties	M, I
• Min. Order UOM	PC
• Min. Order Qty.	100
• BOM Qty. (# of Pkgs.)	
• Add to Favorite Product List	

THIS COPY IS PROVIDED ON A RESTRICTED BASIS AND IS NOT TO BE USED IN ANY WAY DETRIMENTAL TO THE INTERESTS OF PANDUIT CORP.

NO WARRANTY, EXPRESSED OR IMPLIED, IS MADE BY PANDUIT WITH RESPECT TO ADHESIVE BOND PERFORMANCE. AMONG OTHER THINGS, THE CONDITIONS UNDER WHICH THESE MOUNTS MAY BE APPLIED AND/OR THE SURFACE TO WHICH THEY MAY BE APPLIED ARE BEYOND PANDUIT'S CONTROL.



ADHESIVE TAPE  
 PRESSURE SENSITIVE TAPE 0.040(1.0) THICK WITH PROTECTIVE LINER. MOUNT IS DESIGNED TO SUPPORT 0.30 lbs(136 g) MAX. WEIGHT ON A CLEAN, DRY, SMOOTH, GREASE-FREE SURFACE.

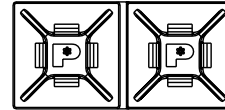
PANDUIT PART NO. *	USE WITH THESE CABLE TIE CROSS SECTIONS	WEIGHT lbs(g)/100 pcs
ABMM-A	MINIATURE INTERMEDIATE	0.113 (51.3)

TO APPLY MOUNT

- 1) CLEAN SURFACE WITH ISOPROPYL ALCOHOL.
- 2) REMOVE PROTECTIVE LINER.
- 3) PLACE IN DESIRED LOCATION.
- 4) APPLY PRESSURE TO MOUNT FOR 5 SECONDS.

NOTES:

- \* 1) SEE CURRENT PRICE SHEET FOR PART NUMBER SUFFIX DESIGNATION FOR PACKAGE SIZE AND PART COLOR.
- 2) MOUNTS ARE SUPPLIED IN STRIPS OF TWO FOR EASY REMOVAL OF LINER.
- 3) MOUNT HAS A CONTINUOUS OPERATING TEMPERATURE OF 120°F(49°C).



ACTUAL SIZE

(DIMENSIONS IN PARENTHESES ARE IN METRIC.)

CAD FILENAME/LAYERS G00239GB\_DC\_ABMM\_A\_09



ABMM-A  
 ADHESIVE BACKED MOUNT

UNLESS OTHERWISE SPECIFIED, DIMENSIONAL TOLERANCES ARE:  
 (.X) ± ---- (.XXX) ± .020(.51)  
 (.XX) ± .02(.5) ANGLES ± ----

UNLESS OTHERWISE SPECIFIED, ALL DIMENSIONS ARE GIVEN IN INCHES, THIRD ANGLE PROJECTION.

DRAWN BY CGSM	MAT'L: ABS (ACRYLONITRILE BUTADIENE STYRENE)	SCALE NONE
DATE 1-20-99		DRAWING NO. G00239GB
CHK'D		DRG A SIZE

REV	DATE	BY	CHK	DESCRIPTION	ECN	R	CUST	SUP
9	6/29/06	JAD		REMOVE ABM20	G00239GB	9		