

Switch Language

English

Need Assistance?

- Contact Us
- Find a Distributor
- Order Samples
- Tech Library

Printer-friendly page

Email this page

[Home](#) [Crimp Housings](#) [Datasheet](#)

Part Number: 0022552081

Status: Active **Overview:** [SL](#)

Description: 2.54mm (.100") Pitch SL™ Crimp Housing, Dual Row, Version A, Nonpolarized, 8 Circuits

Documents:

Note - Please disable browser pop-up blockers for documents on www.molex.com

- [Drawing \(PDF\)](#)
- [Product Specification PS-70058 \(PDF\)](#)
- [Product Specification PS-70400 \(PDF\)](#)
- [3D Model](#)
- [Related Catalog Page \(PDF\)](#)
- [Packaging Specification \(PDF\)](#)

Order Products:

- [Check Distributor Inventory](#)
- [Request Samples](#)
- [Add to My Parts](#)

Part Detail: [\(show all\)](#)

[General](#) [Physical](#) [Electrical](#) [Material Info](#)

General

Product Family	Crimp Housings
Series	70450
Comments	Version A
Overview	SL
Product Name	SL™

Physical

Breakaway	No
Circuits (maximum)	8
Color - Resin	Black
Flammability	94V-0
Gender	Female
Material - Resin	Polyester
Number of Rows	2
Packaging Type	Bag
Panel Mount	No
Pitch - Mating Interface (in)	0.100 In
Pitch - Mating Interface (mm)	2.54 mm
Stackable	Yes
Temperature Range - Operating	-40°C to +105°C

Electrical

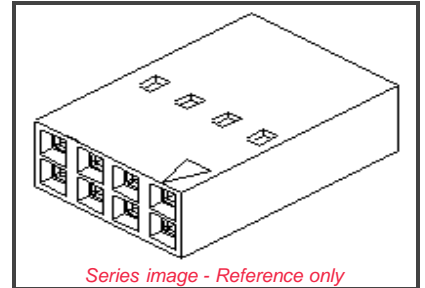
CSA	LR19980
UL	E29179

Material Info

Old Part Number	70450-0003
-----------------	------------

Reference - Drawing Numbers

Product Specification	PS-70058
Product Specification	PS-70400
Sales Drawing	SD-70450-0001-0026



EU RoHS **China RoHS**
ELV and RoHS Compliant



Need more information on product compliance?

Email productcompliance@molex.com

Please visit the [Contact Us](#) section for any non-product compliance questions.

Search Parts in this Series

[70450](#) Series

Mates With

[8624](#), [70203](#), [70029](#), 70567, 70568, 71308, 71349, [70287](#), [70227](#), [70280](#), [70260](#), [8723](#), [8724](#), [70204](#)

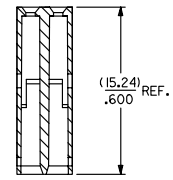
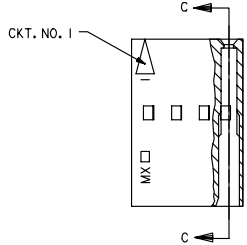
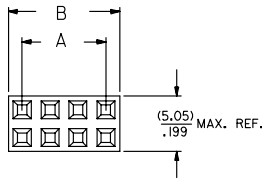
Use With

[70058](#), [71851](#)

13 12 11 10 9 8 7 6 5 4 3 2 1

J
I
H
G
F
E
D
C
B
A

-OPTION "A"-



SECTION C-C

- NOTES:
- 1) MATERIAL: G.F. POLYESTER
 - 2) HOUSING TO BE USED WITH TERMINALS
PT. NO. 70058-**** & 70028-****
 - 3) SEE CHART FOR CIRCUIT SIZES.
 - 4) TO BE USED WITH (0.64) / .025 SQ. OR RD. PINS.
 - 5) PARTS STACKABLE END TO END AND SIDE BY
SIDE ON (2.54) / .100 CENTERS.
 - 6) REFER TO PRODUCT SPECIFICATION PS-70058.
 - 7) PACKAGE PER PK-70450-100.
 - 8) PARTS CONFORM TO CLASS C OF COSMETIC
SPECIFICATION PS-45499-002.

CKT. SIZE	EDP. NO.	ENG. NO.	A	B
4	022-55-2041	70450-0001	(2.54) / .100	(5.05) / .199
6	022-55-2061	70450-0002	(5.08) / .200	(7.59) / .299
8	022-55-2081	70450-0003	(7.62) / .300	(10.13) / .399
10	022-55-2101	70450-0004	(10.16) / .400	(12.67) / .499
12	022-55-2121	70450-0005	(12.70) / .500	(15.21) / .599
14	022-55-2141	70450-0006	(15.24) / .600	(17.75) / .699
16	022-55-2161	70450-0007	(17.78) / .700	(20.29) / .799
18	022-55-2181	70450-0008	(20.32) / .800	(22.83) / .899
20	022-55-2201	70450-0009	(22.86) / .900	(25.37) / .999
22	022-55-2221	70450-0010	(25.40) / 1.000	(27.91) / 1.099
24	022-55-2241	70450-0011	(27.94) / 1.100	(30.45) / 1.199
26	022-55-2261	70450-0012	(30.48) / 1.200	(32.99) / 1.299
28	022-55-2281	70450-0013	(33.02) / 1.300	(35.53) / 1.399
30	022-55-2301	70450-0014	(35.56) / 1.400	(38.07) / 1.499
32	022-55-2321	70450-0015	(38.10) / 1.500	(40.61) / 1.599
34	022-55-2341	70450-0016	(40.64) / 1.600	(43.15) / 1.699
36	022-55-2361	70450-0017	(43.18) / 1.700	(45.69) / 1.799
38	022-55-2381	70450-0018	(45.72) / 1.800	(48.23) / 1.899
40	022-55-2401	70450-0019	(48.26) / 1.900	(50.77) / 1.999
42	022-55-2421	70450-0020	(50.80) / 2.000	(53.31) / 2.099
44	022-55-2441	70450-0021	(53.34) / 2.100	(55.85) / 2.199
46	022-55-2461	70450-0022	(55.88) / 2.200	(58.39) / 2.299
48	022-55-2481	70450-0023	(58.42) / 2.300	(60.93) / 2.399
50	022-55-2501	70450-0024	(60.96) / 2.400	(63.47) / 2.499
52	022-55-2521	70450-0025	(63.50) / 2.500	(66.01) / 2.599
54	022-55-2541	70450-0026	(66.04) / 2.600	(68.55) / 2.699

ADD COSMETIC SPEC EC NO. UCP2007-2009 DRWNSMORGAN 2007/02/23 CHKRSIBARRA 2007/02/23 APPR:SHILLER 2007/02/27	QUALITY SYMBOLS	GENERAL TOLERANCES (UNLESS SPECIFIED)	DIMENSION STYLE	SCALE	DESIGN UNITS	THIRD ANGLE PROJECTION	
	▽=0 ▽=0	4 PLACES ± --- ± --- 3 PLACES ± --- ± .010 2 PLACES ± 0.25 ± .014 1 PLACE ± 0.35 ± --- ANGULAR ±1/2°	MM/IN	4:1	INCH	HOUSING - CONNECTOR DUAL ROW (2.54) / 100 GRID STACKABLE	
	DRAWN BY: MJM DATE: 1986/10/22 CHECKED BY: DATE: 1986/10/22 APPROVED BY: MJM DATE: 1986/10/22 WAZ DATE: 1986/10/22	DRAFT WHERE APPLICABLE MUST REMAIN WITHIN DIMENSIONS		MATERIAL NO. SEE CHART	DOCUMENT NO. SD-70450-0001-0026	SHEET NO. 1 OF 1	MOLEX INCORPORATED
	THIS DRAWING CONTAINS INFORMATION THAT IS PROPRIETARY TO MOLEX INCORPORATED AND SHOULD NOT BE USED WITHOUT WRITTEN PERMISSION						SIZE C

tb_frame_C_P_ME_T
Rev. E 2006/04/15

12 11 10 9 8 7 6 5 4 3 2 1

J
I
H
G
F
E
D
C
B
A