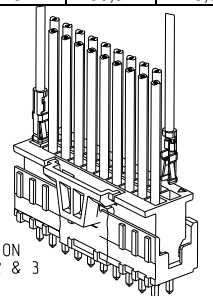
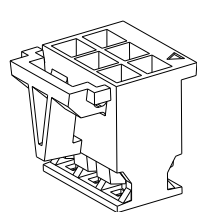
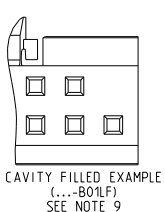
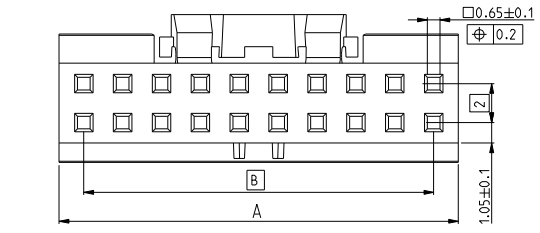
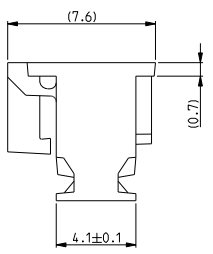
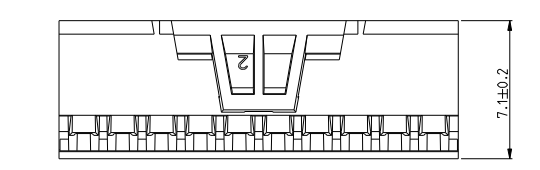


10073599-YXX-ZZZLF

Polarization code (optional) SEE NOTE 9

Total number of contacts

0 : Color BLACK
1 : Color CREAM



Part Number	Nbr POSITIONS	A +/-0,2	B
10073599-Y06LF	2X 3	6,54	4,0
10073599-Y08LF	2X 4	8,54	6,0
10073599-Y10LF	2X 5	10,54	8,0
10073599-Y12LF	2X 6	12,54	10,0
10073599-Y14LF	2X 7	14,54	12,0
10073599-Y16LF	2X 8	16,54	14,0
10073599-Y18LF	2X 9	18,54	16,0
10073599-Y20LF	2X 10	20,54	18,0
10073599-Y22LF	2X 11	22,54	20,0
10073599-Y24LF	2X 12	24,54	22,0
10073599-Y26LF	2X 13	26,54	24,0
10073599-Y28LF	2X 14	28,54	26,0
10073599-Y30LF	2X 15	30,54	28,0
10073599-Y32LF	2X 16	32,54	30,0
10073599-Y34LF	2X 17	34,54	32,0
10073599-Y36LF	2X 18	36,54	34,0
10073599-Y38LF	2X 19	38,54	36,0
10073599-Y40LF	2X 20	40,54	38,0
10073599-Y42LF	2X 21	42,54	40,0
10073599-Y44LF	2X 22	44,54	42,0
10073599-Y46LF	2X 23	46,54	44,0
10073599-Y48LF	2X 24	48,54	46,0
10073599-Y50LF	2X 25	50,54	48,0

- NOTES :
- 1- MATERIAL : PA 66 25% GLASS FILLED. UL 94 V0
 - 2- FOR USE WITH MINITEK TERMINALS :
- P/N 77138 : AWG 26 - 30
- P/N 10044403 : AWG 22 - 24
 - 3- FOR USE WITH MINITEK HEADER :
- P/N 98414
- P/N 98424
- P/N 10075025
 - 4- PRODUCT SPECIFICATION : GS-12-415
 - 5- PACKAGING SPECIFICATION : BULK.
 - 6- ROHS COMPLIANT. THE PRODUCT IS NOT INTENDED TO BE EXPOSED TO MANUFACTURING SOLDER PROCESSES.
 - 7- THE TRIANGLE POSITION INDICATOR REPRESENTS THE CORRESPONDING NUMBER ONE POSITION RELATIVE TO MATING HEADERS.
 - 8- PRODUCT MEETS EUROPEAN UNION DIRECTIVES AND OTHER COUNTRY REGULATIONS AS PER DESCRIBED IN GS-22-008.
 - 9- FOR POLARIZATION. SPECIFIED CAVITY NUMBER example : -B01 = ROW B. CAVITY 01 FILLED. OMIT FROM PART NUMBER IF FEATURE NOT APPLICABLE.

DESIGN FOR 10073599-006LF & 10073599-008LF ONLY

APPLICATION SEE NOTES 2 & 3

Mark with

rev	ecn no	dr	date
A	F07-0286	LSA	07-12-11
B	F10-0049	LSA	10-05-10
-	-	-	-
-	-	-	-
-	-	-	-
-	-	-	-

www.fciconnect.com		surface ISO 406	tolerance std ISO 1101 ISO 1302	projection mm
Dr L. SAILLARD 07-03-12		TOLERANCES UNLESS OTHERWISE SPECIFIED		size A3 Scale 5:1
Eng L. SAILLARD 07-03-12	Chr J.P. ARENA 07-03-12	ANGULAR	LINEAR	ECN F07-0286
Appr JM COMPAGNON 07-12-11	Product family	0.x ±/	0.xx ±/	Spec ref GS-12-415
FCI TITLE MINITEK CTW		no dwg no 10073599		Rev. B
catalog no ACTIVE LATCH HOUSING		CUSTOMER		sheet 1 of 1

Copyright FCI