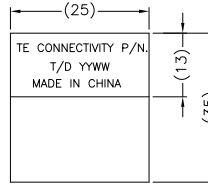
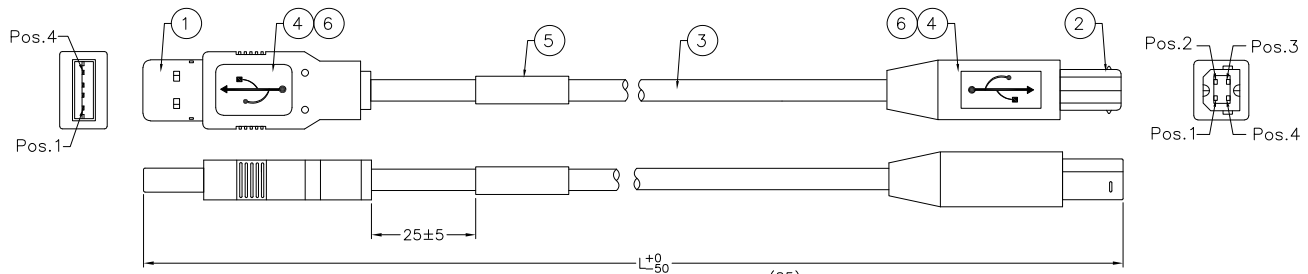


THIS DRAWING IS UNPUBLISHED. RELEASED FOR PUBLICATION
 © COPYRIGHT - By - ALL RIGHTS RESERVED.

Tooling Drawing NO.
 USB A: TR00662
 USB B: TR00664

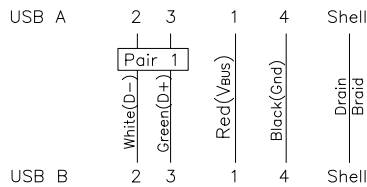
LOC	DIST	REVISIONS			
P	LTR	DESCRIPTION	DATE	DWN	APVD
GP	00	C1	REVISED PER ECO-11-005033	23MAR11	RK HMR



PART NO.	1487589-1	1487589-2
LENGTH(L)	3000mm	2500mm

- NOTES:
- TESTED FOR CONTINUITY, SHORTS AND OPENS, HI-POT 630V FOR 10MS.
 - CABLE ASSEMBLY MEETS USB 2.0 STANDARDS.
 - EXPOSED CABLE BRAID IS NOT PERMISSIBLE BEYOND OVERMOLD.
 - THE FINAL CABLE ASSEMBLY MAXIMUM LENGTH NOT TO EXCEED 4300MM PER USB SPECIFICATIONS.
 - MEETS REQUIREMENTS OF EU DIRECTIVE 2002/95/EC

PIN ASSIGNMENT :



AR	AR	MR	COPPER FOIL, W: 5MM	6
1	1	PC	LABEL, 25x35mm, White 25x13mm	5
AR	AR	KG	Overmold PVC, 40P, Color: White(WH01)	4
AR	AR	MR	USB 2.0 Cable 25AWG*1P+22AWG*2C+Al/Mylar +Drain+Braid, Color: White(WH01).	3
1	1	EA	USB 4Pin Connector Contacts: Gold 30U Plated, Shell: Nickel Plated, Housing UL94V-0 B Type.	2
1	1	EA	USB 4Pin Connector Contacts: Gold 30U Plated, Shell: Nickel Plated, Housing UL94V-0 A Type.	1
-2	-1	U/M	DESCRIPTION	ITEM

THIS DRAWING IS A CONTROLLED DOCUMENT.

DIMENSIONS: mm	TOLERANCES UNLESS OTHERWISE SPECIFIED:	DWN BOVEY LIU 25FEB02		
0 PLC ± -	1 PLC ± -	CHK J.HUNT 25FEB02	NAME	
2 PLC ± -	3 PLC ± -	APVD J.HUNT 25FEB02	CABLE ASSEMBLY, USB A TYPE TO USB B TYPE	
4 PLC ± -	ANGLES ± -	PRODUCT SPEC	-	
MATERIAL	FINISH	APPLICATION SPEC	SIZE	CAGE CODE
-	-	WEIGHT	A3	00779
		CUSTOMER DRAWING	DRAWING NO	RESTRICTED TO
			©=1487589	-
		SCALE	N.T.S.	SHEET 1 of 1
		REV	C1	