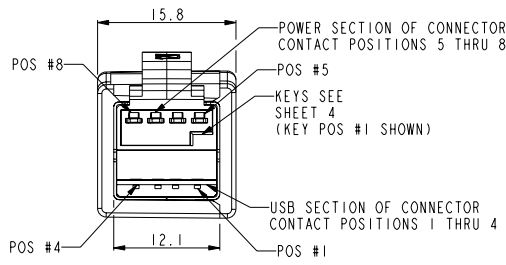
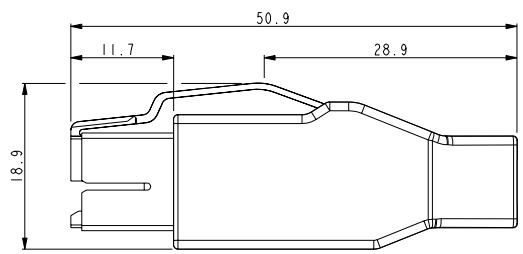


12 VOLT KEY POSITION SHOWN SEE ADDITIONAL SHEETS FOR OTHER KEYING OPTIONS



MATERIALS	SPECIFICATIONS
SHELLS	HIGH STRENGTH COPPER ALLOY
HOUSINGS	THERMOPLASTIC UL94V-0 RATED
TERMINALS	HIGH STRENGTH COPPER ALLOY
COVERS	THERMOPLASTIC UL94V-0 RATED; COLOR: SEE TABLE.
PLATING	
SHELL	UNDERPLATE; 40 MICROINCHES Ni 100 MICROINCHES MIN TIN (TIN/LEAD)
TERMINALS	UNDERPLATE; 40 MICROINCHES Ni CONTACT AREA; 30 MICROINCHES GXT TAIL AREA; 100 MICROINCHES TIN (TIN/LEAD)
ELECTRICAL	
VOLTAGE RATING	USB; 5.25VDC, +POWER; 12VDC, 24VDC, 5VDC
DIELECTRIC WITHSTANDING VOLTAGE	750 VAC
INSULATION RESISTANCE	1000 MEG OHMS AT 500 VDC
CURRENT RATING (NOTE 1)	1.50A USB SECTION 3.00A POWER SECTION



www.fciconnect.com		surface	tolerance std	projection	MM
		ANGULAR	0.X	±0.3	size A4
		LINEAR	0.XX	±0.13	Scale 1.000
		0° ±*	0.XXX	±0.051	ECN
		Product family		Spec ref	
Dr	P. HSU	10/6/97			
Eng	R. MACMULLIN	10/6/97			
Chr	R. MACMULLIN	10/6/97			
Appr	R. MACMULLIN	10/6/97			
FCJ		PLUG KITS ASSEMBLY		74233	Rev. N
		USB+POWER		CUSTOMER	sheet 1 of 3
		catalog no			

rev	ecn no	dr	date
J	N04-0069	PH	10/18/04
K	N05-0255	PH	09/09/05
L	N08-0122	MS	06/16/08
M	N09-0123	R.B	04/24/2009
N	N09-0340	R.B	10/22/2009
-	-	-	-
-	-	-	-

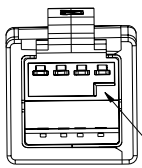


Copyright FCI.

REV 1 - 2009-04-07

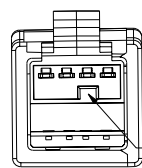
PRODUCT NUMBER
SEE TABLE

12V KEY POSITION
SCALE 1.500



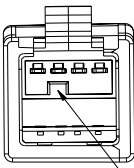
KEY POS. 1

24 KEY POSITION
SCALE 1.500



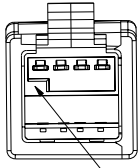
KEY POS. 2

5V KEY POSITION
SCALE 1.500



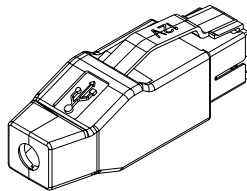
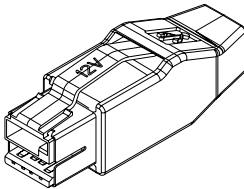
KEY POS. 3

UNASSIGNED KEY
SCALE 1.500



KEY POS. 4

ABOVE ASSEMBLIES ARE SHOWN ONLY FOR
KEY INFORMATION, FOR ASSEMBLY INFORMATION
AND DIMENSIONS SEE PREVIOUS SHEETS



NOTES:

1. CURRENT AS LISTED IS AMPS PER CONTACT WITH ALL CONTACTS POWER;
2. DIMENSIONS AND TOLERANCES ARE IN ACCORDANCE WITH ASME Y14.5M, 1994;
3. MATING SEQUENCE WHEN MATED WITH USB+POWER RECEPTACLE PRODUCT NUMBER 55917-XXX;
4. PRODUCT NUMBER 74233-XXXLF

LEAD FREE OPTION

- WITH "LF" SUFFIX, TERMINAL AND SHELL PLATING IS TIN,
WITHOUT "LF" SUFFIX, TERMINAL AND SHELL PLATING IS TIN/LEAD;
5. PRODUCT SPECIFICATION REFERS TO GS-12-130;
 6. PACKAGE SPECIFICATION REFERS TO GS-14-395;
 7. PACKING STANDARD GS-14-920 WILL BE APPLIED FOR LEAD FREE P/N'S;
 8. FOR LEAD FREE PART NUMBER, THE PRODUCT MEET EUROPEAN UNION DIRECTIVES AND OTHER COUNTRY REGULATION AS DESCRIBED IN GS-22-008;
 9. FOR LEAD FREE PART NUMBERS, THE HOUSING WILL WITHSTAND EXPOSURE TO 260°C PEAK TEMPERATURE FOR 40 SECONDS IN A CONVECTION, INFRO-RED OR VAPOR PHASE REFLOW OVEN;
 10. INSULATION MYLAR MUST COVER WITH ALL TERMINALS AND SOLDERED POINTS ON BOTH TWO SIDES (ONE PIECE EACH SIDE) AFTER SOLDERING AND BEFORE ASSEMBLE SHIELDS, RECOMMENDED DIMENSION OF MYLAR IS $27.00 \pm 0.10 \times 10.00 \pm 0.10 \times 0.10 \pm 0.03$ (LENGTH*WIDTH*THICKNESS), AND IT MUST BE OF HIGH TEMPERATURE RESISTANCE.

CONTACT NUMBER	PRODUCT DASH NUMBER			
	-1XX(X)	-2XX(X)	-3XX(X)	MATING SEQ.
1	VCC	VCC	VCC	2
2	- DATA	- DATA	- DATA	3
3	+ DATA	+ DATA	+ DATA	3
4	GROUND	GROUND	GROUND	2
5	12V GROUND	24V GROUND	5V GROUND	2
6	12V	24V	5V	3
7	12V	24V	5V	3
8	12V GROUND	24V GROUND	5V GROUND	2
SHELL	SHIELD	SHIELD	SHIELD	1

www.fciconnect.com		surface <input checked="" type="checkbox"/>	tolerance std	projection	MM
		TOLERANCES UNLESS OTHERWISE SPECIFIED			←
Dr	P. HSU	10/6/97	ANGULAR	LINEAR	0.x ±0.3
Eng	R. MACMULLIN	10/6/97	0°.xx ±0.13	0.xxx ±0.051	size A4 Scale 1.000
Chr	R. MACMULLIN	10/6/97	0° ±*		ECN
Appr	R. MACMULLIN	10/6/97	Product family	Spec ref	
		PLUG KITS ASSEMBLY		dwg no	74233
		USB+POWER		Rev.	N
		catalog no		CUSTOMER	sheet 2 of 3

REV 1 - 2004-04-17

FCI
Copyright FCI.

PRODUCT NUMBER (NOTE 4)	DESCRIPTION	VOLTAGE	PLUG HOUSING COLOR	CABLE OD	CURRENT RATING	COVER COLOR	REMARK
74233-100	KEY POSITION 1	12V	TEAL	5.80±0.25	3 AMPS	GRAY	NON LEAD FREE PART, NOT AVAILIABLE
74233-100LF	KEY POSITION 1	12V	TEAL	5.80±0.25	3 AMPS	GRAY	LEAD FREE PART, SUBSTITUTE OF 74233-100
74233-1009LF	KEY POSITION 1	12V	TEAL	5.80±0.25	3 AMPS	BLACK	
74233-101	KEY POSITION 1	12V	TEAL	5.10±0.25	3 AMPS	GRAY	NON LEAD FREE PART, NOT AVAILIABLE
74233-101LF	KEY POSITION 1	12V	TEAL	5.10±0.25	3 AMPS	GRAY	LEAD FREE PART, SUBSTITUTE OF 74233-101
74233-1019LF	KEY POSITION 1	12V	TEAL	5.10±0.25	3 AMPS	BLACK	
74233-102	KEY POSITION 1	12V	TEAL	6.60±0.25	3 AMPS	GRAY	NON LEAD FREE PART, NOT AVAILIABLE
74233-102LF	KEY POSITION 1	12V	TEAL	6.60±0.25	3 AMPS	GRAY	LEAD FREE PART, SUBSTITUTE OF 74233-102
74233-1029LF	KEY POSITION 1	12V	TEAL	6.60±0.25	3 AMPS	BLACK	
74233-200	KEY POSITION 2	24V	RED	5.80±0.25	3 AMPS	GRAY	NON LEAD FREE PART, NOT AVAILIABLE
74233-200LF	KEY POSITION 2	24V	RED	5.80±0.25	3 AMPS	GRAY	LEAD FREE PART, SUBSTITUTE OF 74233-200
74233-2009LF	KEY POSITION 2	24V	RED	5.80±0.25	3 AMPS	BLACK	
74233-201	KEY POSITION 2	24V	RED	5.10±0.25	3 AMPS	GRAY	NON LEAD FREE PART, NOT AVAILIABLE
74233-201LF	KEY POSITION 2	24V	RED	5.10±0.25	3 AMPS	GRAY	LEAD FREE PART, SUBSTITUTE OF 74233-201
74233-2019LF	KEY POSITION 2	24V	RED	5.10±0.25	3 AMPS	BLACK	
74233-211	KEY POSITION 2	48V	RED	5.10±0.25	3 AMPS	GRAY	NON LEAD FREE PART, NOT AVAILIABLE
74233-211LF	KEY POSITION 2	48V	RED	5.10±0.25	3 AMPS	GRAY	LEAD FREE PART, SUBSTITUTE OF 74233-211
74233-2119LF	KEY POSITION 2	48V	RED	5.10±0.25	3 AMPS	BLACK	
74233-202	KEY POSITION 2	24V	RED	6.60±0.25	3 AMPS	GRAY	NON LEAD FREE PART, NOT AVAILIABLE
74233-202LF	KEY POSITION 2	24V	RED	6.60±0.25	3 AMPS	GRAY	LEAD FREE PART, SUBSTITUTE OF 74233-202
74233-2029LF	KEY POSITION 2	24V	RED	6.60±0.25	3 AMPS	BLACK	
74233-300	KEY POSITION 3	5V	*NATURAL	5.80±0.25	3 AMPS	GRAY	NON LEAD FREE PART, NOT AVAILIABLE
74233-300LF	KEY POSITION 3	5V	*NATURAL	5.80±0.25	3 AMPS	GRAY	LEAD FREE PART, SUBSTITUTE OF 74233-300
74233-3009LF	KEY POSITION 3	5V	*NATURAL	5.80±0.25	3 AMPS	BLACK	
74233-301	KEY POSITION 3	5V	*NATURAL	5.10±0.25	3 AMPS	GRAY	NON LEAD FREE PART, NOT AVAILIABLE
74233-301LF	KEY POSITION 3	5V	*NATURAL	5.10±0.25	3 AMPS	GRAY	LEAD FREE PART, SUBSTITUTE OF 74233-301
74233-3019LF	KEY POSITION 3	5V	*NATURAL	5.10±0.25	3 AMPS	BLACK	
74233-302	KEY POSITION 3	5V	*NATURAL	6.60±0.25	3 AMPS	GRAY	NON LEAD FREE PART, NOT AVAILIABLE
74233-302LF	KEY POSITION 3	5V	*NATURAL	6.60±0.25	3 AMPS	GRAY	LEAD FREE PART, SUBSTITUTE OF 74233-302
74233-3029LF	KEY POSITION 3	5V	*NATURAL	6.60±0.25	3 AMPS	BLACK	

* NATURAL COLOR IS CREAM OFF WHITE

www.fciconnect.com		surface <input checked="" type="checkbox"/>	tolerance std	projection	MM	
TOLERANCES UNLESS OTHERWISE SPECIFIED						
Dr	P. HSU	10/6/97	ANGULAR	LINEAR	0.X ±0.3	size A4 Scale 1.000
Eng	R. MACMULLIN	10/6/97	0° ±		0.XX ±0.13	ECN
Chr	R. MACMULLIN	10/6/97	Product family		0.XXX ±0.051	Spec ref
Appr	R. MACMULLIN	10/6/97	Product family		Spec ref	
FCj		PLUG KITS ASSEMBLY			eng no	74233
		USB+POWER			Rev.	N
catalog no		CUSTOMER			sheet 3 of 3	

REV 1 2004-04-07

PDM: Rev:N STATUS Released 4 Printed: Jul 28, 2010