


Series image - Reference only

EU RoHS	China RoHS
ELV and RoHS Compliant	
Search Parts in this Series	
19164 Series	
Application Tooling	
Global	
Description	Product #
Hand Crimp Tool, UL Approved	0640017400

Part Number: 0191640044

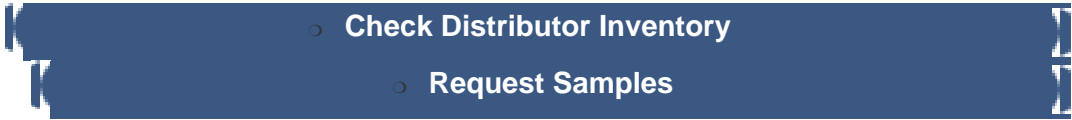
Status: Active

Description: Perma-Seal™ Butt Splice for 14-16 AWG Wire

Documents:

- [Drawing \(PDF\)](#)
- [Product Literature \(PDF\)](#)
- [Related Catalog Page \(PDF\)](#)

Order Products:

- 
 - [Check Distributor Inventory](#)
 - [Request Samples](#)

Part Detail: [\(show all\)](#)

- o **General**
- o **Physical**
- o **Electrical**
- o **Material Info**
- o **Reference - Drawing Numbers**

General

Product Family	Splices
Series	19164
Mil-Spec	N/A
Product Name	Butt
Product Name	Perma-Seal™

Physical

Barrel Type	Closed
Flammability	94 V0
Insulation	NiAc(TM)
Packaging Type	Box
Temperature Range - Operating	-55°C to +125°C
Wire Insulation Diameter	5.97mm (.235") max
Wire Size AWG	14
Wire Size AWG	16
Wire Size mm²	1.23 - 1.94

Electrical

CSA	LR18689
UL	E32244
Voltage - Maximum	600V

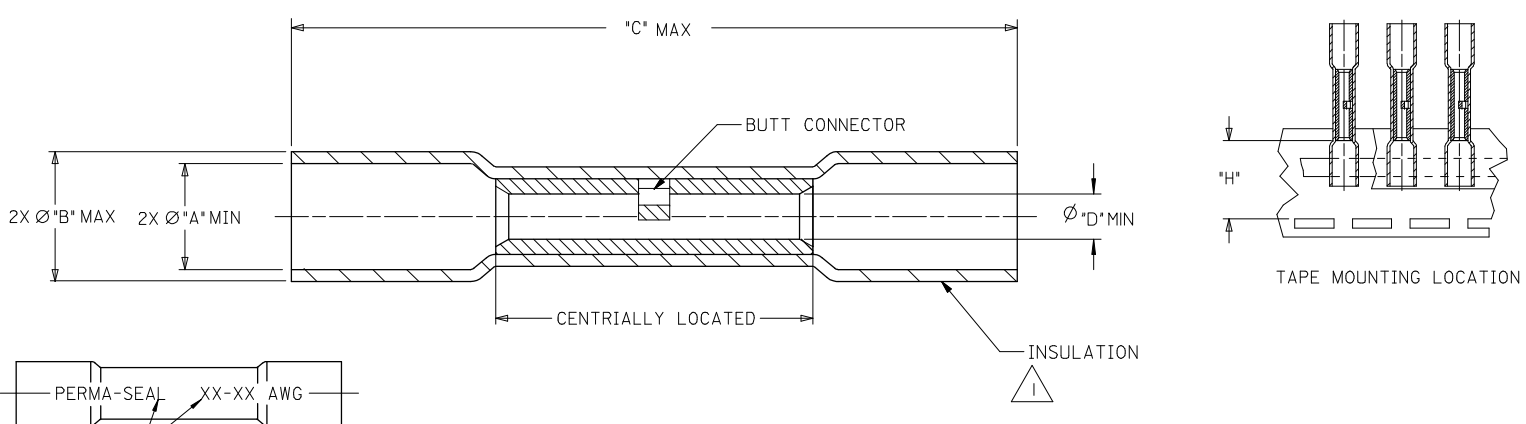
Material Info

Old Part Number	SBB-16-14
-----------------	-----------

Reference - Drawing Numbers

Sales Drawing	SD-19164-017
---------------	--------------

MATERIAL NUMBER	ENGINEERING NUMBER	MYLAR TAPE MATERIAL NUMBER	MYLAR TAPE ENGINEERING NUMBER	PERMA-SEAL COLOR	WIRE AWG 3	"A" (F) MIN	"B" Ø MAX	(F) "C" MAX	"H" ±.010/0.25	"D" MIN
I91640013	SAA-22-18	I91640014	SAA-22-18T	RED	22-18	.185/4.70	.280/7.11	1.55/39.4	.767/19.48	.059/1.50
I91640044	SBB-16-14	I91640045	SBB-16-14T	BLUE	16-14	.195/4.95	.308/7.82	1.55/39.4	.727/18.47	.091/2.31
I91640056	SC-12-10	I91640057	SC-12-10T	YELLOW	12-10	.275/6.99	.383/9.73 (F)	1.80/45.7	.800/23.32	.139/3.53 (F)
I91640079	(F) SD-354	---	---	RED	8	.300/7.62	.448/11.38	2.05/52.4	---	.165/4.19



SALES DRAWING

- NOTES,
- 1. INSULATION MATERIAL; HEAT SHRINKABLE TUBING WITH HOTMELT INNER LINER. SEE CHART FOR COLOR.
 - 2. SEAMLESS TIN PLATED COPPER TERMINAL.
 - 3. PRINTED TEXT IN BLACK APPROXIMATELY .12 (3.0) HIGH.
 - (F) 4. PART IS ROHS COMPLIANT. (F)

UPDATE MAX LENGTH IEC NO: WNA2008-0006 2007/12/20 TIDRWNEFTHRODAHL CHKD: JMACNEIL 2007/12/29 APPR: JMACNEIL 2008/01/08 REV DESCRIPTION	QUALITY SYMBOLS	GENERAL TOLERANCES (UNLESS SPECIFIED)	DIMENSION STYLE IN/MM	SCALE 1:1	DESIGN UNITS INCH	THIRD ANGLE PROJECTION
	▽=0 ▽=0	mm INCH 4 PLACES ± --- ± --- 3 PLACES ± --- ± --- 2 PLACES ± --- ± --- 1 PLACE ± --- ± --- ANGULAR ± ---°	DRAWN BY BRE DATE 2002/03/22 CHECKED BY HEB DATE 2002/03/22 APPROVED BY RWD DATE 2002/03/22	TITLE	PERMA-SEAL NIAC BUTT CONNECTORS	
DRAFT WHERE APPLICABLE MUST REMAIN WITHIN DIMENSIONS		SEE CHART	MATERIAL NO.	DOCUMENT NO.	SHEET NO. 1 OF 1	
		THIS DRAWING CONTAINS INFORMATION THAT IS PROPRIETARY TO MOLEX INCORPORATED AND SHOULD NOT BE USED WITHOUT WRITTEN PERMISSION				