

Switch Language

English

Need Assistance?

- Contact Us
- Find a Distributor
- Order Samples
- Tech Library

[Printer-friendly page](#)

[Email this page](#)

[Home](#) [Quick Disconnects](#) [Datasheet](#)

Part Number: 0190020013

Status: Active

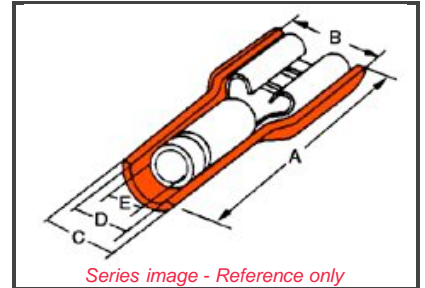
Description: Avikrimp™ Fully Insulated Quick Disconnect, Female, for 18-22 AWG Wire, Box

Documents:

Note - Please disable browser pop-up blockers for documents on www.molex.com

[Drawing \(PDF\)](#)

[Related Catalog Page \(PDF\)](#)



Order Products:

[Check Distributor Inventory](#)

[Add to My Parts](#)

[Request Samples](#)

Part Detail: ([show all](#))

[General](#) [Physical](#) [Electrical](#) [Material Info](#)

General

Product Family	Quick Disconnects
Series	<u>19002</u>
Product Name	Avikrimp™
Type	Quick Disconnect

Physical

Barrel Type	Closed
Flammability	94V-2
Gender	Female
Insulation	Nylon (PA)
Lock to Mating Part	None
Material - Metal	Brass
Material - Plating Mating	Tin
Material - Plating Termination	Tin
Orientation	Straight
Packaging Type	Bag
Plating min: Mating (uin)	160
Plating min: Mating (um)	4
Plating min: Termination (uin)	160
Plating min: Termination (um)	4
Polarized to Mating Part	No
Tab Thickness	0.51mm (.020")
Tab Width	2.79mm (.110")
Temperature Range - Operating	-65°C to +105°C
Termination Interface: Style	Crimp or Compression
Wire Insulation Diameter	3.17mm (.125") max.
Wire Size AWG	18
Wire Size AWG	20
Wire Size AWG	22
Wire Size mm²	0.35 - 0.80

Electrical

CSA	LR18689
UL	E79133
Voltage - Maximum	300V

EU RoHS

ELV and RoHS Compliant

China RoHS



Need more information on product compliance?

Email productcompliance@molex.com

Please visit the [Contact Us](#) section for any non-product compliance questions.

Search Parts in this Series

19002 Series

Application Tooling

Tooling specifications and manuals are found by selecting the products below. Crimp Height Specifications are then contained in the Application Tooling Specification document.

Global

Description	Product #
Hand Crimp Tool	0640010800
Crimp Head for the AT-200™ Pneumatic Hand Tool	0640050800

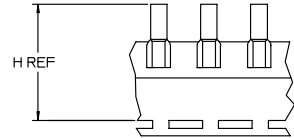
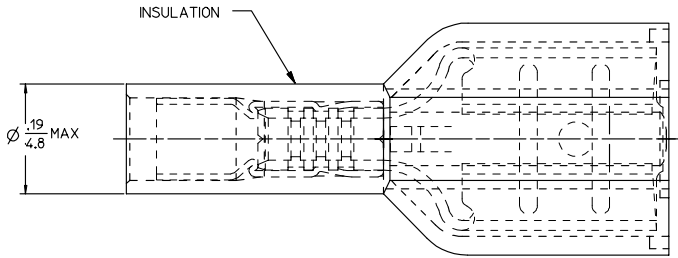
Material Info

Old Part Number AA-5275

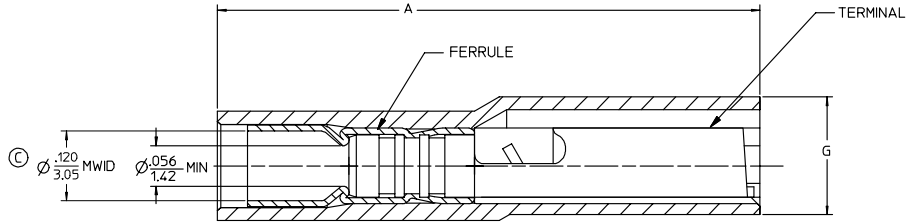
Reference - Drawing Numbers

Sales Drawing SD-19002-003

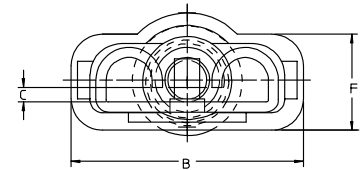
MATERIAL NUMBER LOOSE PCS	ENGINEERING NUMBER LOOSE PCS	MATERIAL NUMBER ON STRIP	ENGINEERING NUMBER ON STRIP	MATERIAL NUMBER ON TAPE	ENGINEERING NUMBER ON TAPE	MATERIAL NUMBER REV WOUND ON TAPE	ENGINEERING NUMBER REV WOUND ON TAPE	MATERIAL NUMBER ON TAPE BIG REEL	ENGINEERING NUMBER ON TAPE BIG REEL	CURL HEIGHT "C" REF	ACCEPTS TAB SIZE	STOCK THK	"A" MAX	"B" MAX	"F" REF	"G" MAX	"H" REF
190020001	AA-5261	190020004	AA-5261Z	190020002	AA-5261T	190020003	AA-5261TR	190020047	AA-5261BT	.028/0.71	.250 X .032	.016/0.41	.89/22.6	.38/9.7	.16/4.1	.20/5.1	1.425/36.20
190020019	AA-5283	190020059	AA-5283Z	190020020	AA-5283T	190020058	AA-5283TR			.017/0.43	.205 X .020	.016/0.41	.80/20.3	.32/8.1	.16/4.1	.22/5.6	1.395/35.43
190020021	AA-5285	190020023	AA-5285Z	190020022	AA-5285T	190020060	AA-5285TR			.028/0.71	.205 X .032	.016/0.41	.80/20.3	.32/8.1	.16/4.1	.22/5.6	1.395/35.43
190020005	AA-5267	190020008	AA-5267Z	190020007	AA-5267T			190020006	AA-5267BT	.017/0.43	.187 X .020	.016/0.41	.80/20.3	.32/8.1	.16/4.1	.22/5.6	1.380/35.10
190020009	AA-5271	190020012	AA-5271Z	190020010	AA-5271T	190020011	AA-5271TR			.028/0.71	.187 X .032	.016/0.41	.80/20.3	.32/8.1	.16/4.1	.22/5.6	1.380/35.10
190020013	AA-5275	190020015	AA-5275Z	190020014	AA-5275T					.016/0.41	.110 X .020	.012/0.31	.80/20.3	.23/5.8	.13/3.3	.20/5.1	1.380/35.05
190020016	AA-5279	190020018	AA-5279Z	190020017	AA-5279T	190020065	AA-5279TR			.028/0.71	.110 X .032	.012/0.31	.80/20.3	.23/5.8	.13/3.3	.20/5.1	1.380/35.05



PARTS ON TAPE



TERMINAL IS NOT SECTIONED FOR CLARITY



SALES DRAWING

- NOTES:
- MATERIAL: TERMINAL BRASS
TERMINAL PLATING: ELECTRO TIN
FERRULE: BRASS
FERRULE PLATING: ELECTRO TIN
INSULATION: NYLON 94V2 COLOR RED.
 - MWID = MAXIMUM WIRE INSULATION DIAMETER

WASFEMAVKCD EC NO: ETC2005-0172 DRAWN BY: BENDERLE 2005/04/28 CHKD BY: DEROSS 2005/04/28 APPR: DEROSS 2005/04/28	QUALITY SYMBOLS ▽=0 ▽=0	GENERAL TOLERANCES (UNLESS SPECIFIED)		DIMENSION STYLE IN/MM		SCALE 4:1	DESIGN UNITS INCH	THIRD ANGLE PROJECTION
		4 PLACES ± --- ± ---	3 PLACES ± --- ± .005	2 PLACES ± 0.13 ± .01	1 PLACE ± 0.25 ± ---	ANGULAR ±1/2°	DRAWN BY: BENDERLE 2005/03/28 CHECKED BY: DATE 2005/03/28 APPROVED BY: R DEROSS 2005/03/28	TITLE AVIKRIMP FEMALE FIQD 22-18 AWG
DRAFT WHERE APPLICABLE MUST REMAIN WITHIN DIMENSIONS		SEE CHART		MATERIAL NO. SD-19002-003	DOCUMENT NO. SD-19002-003	MATERIAL NO. SD-19002-003 SHEET NO. 1 OF 1		