

Series image - Reference only

EU RoHS	China RoHS
ELV and RoHS Compliant	

Search Parts in this Series

[19002 Series](#)

Use With

[19001-0001](#), [19001-0002](#)

Application Tooling

Global

Description

Hand Crimp Tool

Product

[0640010800](#)

Crimp Head for the AT-200™ Pneumatic Hand Tool [0640050800](#)

Part Number: **0190020001**

Status: **Active**

Description: Avikrimp™ Fully Insulated Quick Disconnect, Female for 18-22 AWG Wire, Box

Documents:

- [Drawing \(PDF\)](#)
- [Related Catalog Page \(PDF\)](#)

Order Products:

o Check Distributor Inventory

o Request Samples

o **Part Detail: (show all)**

o **General**

o **Physical**

o **Electrical**

o **Material Info**

o **Reference - Drawing Numbers**

General

Product Family	Quick Disconnects
Series	<u>19002</u>
Product Name	Avikrimp™
Type	Quick Disconnect

Physical

Barrel Type	Closed
Flammability	94 V-0
Gender	Female
Insulation	Nylon (PA)
Lock to Mating Part	None
Material - Metal	Brass
Orientation	Straight
Packaging Type	Box
Polarized to Mating Part	No
Tab Thickness	0.81mm (.032")
Tab Width	6.35mm (.250")
Temperature Range - Operating	-65°C to +105°C
Wire Insulation Diameter	3.17mm (.125") max.
Wire Size AWG	18
Wire Size AWG	20
Wire Size AWG	22
Wire Size mm ²	0.35 - 0.80

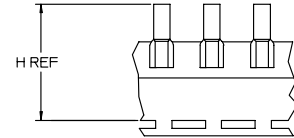
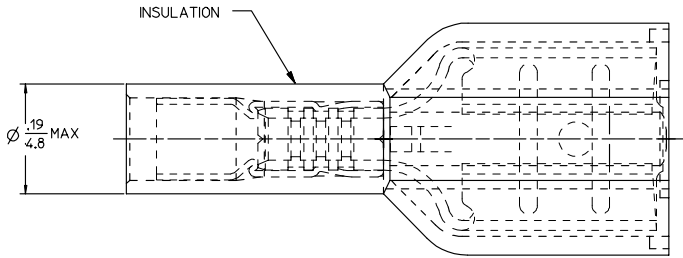
Electrical

CSA	LR18689
UL	E79133
Voltage - Maximum	300V

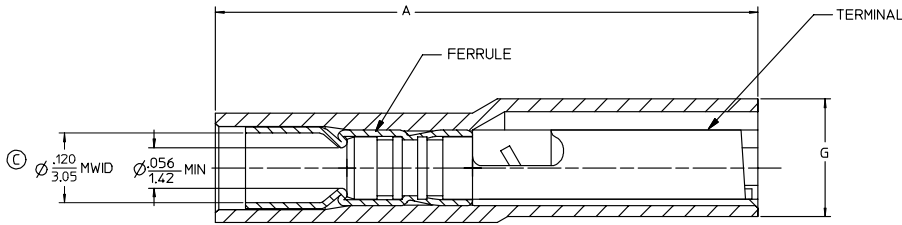
Material Info

Old Part Number	AA-5261
-----------------	---------

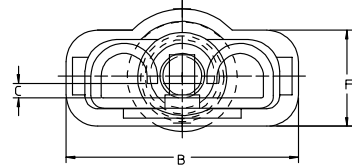
13	12	11	10	9	8	7	6	5	4	3	2	1					
MATERIAL NUMBER LOOSE PCS	ENGINEERING NUMBER LOOSE PCS	MATERIAL NUMBER ON STRIP	ENGINEERING NUMBER ON STRIP	MATERIAL NUMBER ON TAPE	ENGINEERING NUMBER ON TAPE	MATERIAL NUMBER REV WOUND ON TAPE	ENGINEERING NUMBER REV WOUND ON TAPE	MATERIAL NUMBER ON TAPE BIG REEL	ENGINEERING NUMBER ON TAPE BIG REEL	CURL HEIGHT "C" REF	ACCEPTS TAB SIZE	STOCK THK	"A" MAX	"B" MAX	"F" REF	"G" MAX	"H" REF
190020001	AA-5261	190020004	AA-5261Z	190020002	AA-5261T	190020003	AA-5261TR	190020047	AA-5261BT	.028/0.71	.250 X .032	.016/0.41	.89/22.6	.38/9.7	.16/4.1	.20/5.1	1.425/36.20
190020019	AA-5283	190020059	AA-5283Z	190020020	AA-5283T	190020058	AA-5283TR			.017/0.43	.205 X .020	.016/0.41	.80/20.3	.32/8.1	.16/4.1	.22/5.6	1.395/35.43
190020021	AA-5285	190020023	AA-5285Z	190020022	AA-5285T	190020060	AA-5285TR			.028/0.71	.205 X .032	.016/0.41	.80/20.3	.32/8.1	.16/4.1	.22/5.6	1.395/35.43
190020005	AA-5267	190020008	AA-5267Z	190020007	AA-5267T			190020006	AA-5267BT	.017/0.43	.187 X .020	.016/0.41	.80/20.3	.32/8.1	.16/4.1	.22/5.6	1.380/35.10
190020009	AA-5271	190020012	AA-5271Z	190020010	AA-5271T	190020011	AA-5271TR			.028/0.71	.187 X .032	.016/0.41	.80/20.3	.32/8.1	.16/4.1	.22/5.6	1.380/35.10
190020013	AA-5275	190020015	AA-5275Z	190020014	AA-5275T					.016/0.41	.110 X .020	.012/0.31	.80/20.3	.23/5.8	.13/3.3	.20/5.1	1.380/35.05
190020016	AA-5279	190020018	AA-5279Z	190020017	AA-5279T	190020065	AA-5279TR			.028/0.71	.110 X .032	.012/0.31	.80/20.3	.23/5.8	.13/3.3	.20/5.1	1.380/35.05



PARTS ON TAPE



TERMINAL IS NOT SECTIONED FOR CLARITY



SALES DRAWING

NOTES:

- MATERIAL: TERMINAL BRASS
TERMINAL PLATING: ELECTRO TIN
FERRULE: BRASS
FERRULE PLATING: ELECTRO TIN
INSULATION: NYLON 94V2 COLOR RED.
- MVID = MAXIMUM WIRE INSULATION DIAMETER

WASFEMAK/CD EC NO: ETC2005-0172 DRAWN BY: BENDERLE 2005/04/28 CHKD BY: DEROSS 2005/04/28 APPR: DEROSS 2005/04/28	QUALITY SYMBOLS ▽=0 ▽=0	GENERAL TOLERANCES (UNLESS SPECIFIED)	DIMENSION STYLE IN/MM		SCALE 4:1	DESIGN UNITS INCH	THIRD ANGLE PROJECTION
		4 PLACES ± --- ± --- 3 PLACES ± --- ± .005 2 PLACES ± 0.13 ± .01 1 PLACE ± 0.25 ± --- ANGULAR ±1/2°	DRAWN BY BENDERLE DATE 2005/03/28 CHECKED BY DATE 2005/03/28 APPROVED BY R DEROSS DATE 2005/03/28	TITLE AVIKRIMP FEMALE FIQD 22-18 AWG		MATERIAL NO. SEE CHART DOCUMENT NO. SD-19002-003	
DRAFT WHERE APPLICABLE MUST REMAIN WITHIN DIMENSIONS		MATERIAL NO. SEE CHART DOCUMENT NO. SD-19002-003 THIS DRAWING CONTAINS INFORMATION THAT IS PROPRIETARY TO MOLEX INCORPORATED AND SHOULD NOT BE USED WITHOUT WRITTEN PERMISSION					