

PC 5/ 3-ST-7,62

Order No.: 1975590

The figure shows a 5-pos. version of the product

<http://eshop.phoenixcontact.de/phoenix/treeViewClick.do?UID=1975590>Plug, no. of positions: 3, pitch: 7.62 mm, U = 1000 V, I = 41 A, rated
cross section = 6 mm²

Commercial data	
EAN	4017918971755
Pack	50 Pcs.
Customs tariff	85366990
Weight/Piece	0.01521 KG
Catalog page information	Page 334 (CC-2007)

Product notes

WEEE/RoHS-compliant since:
12/18/2003

<http://www.download.phoenixcontact.com>
Please note that the data given here has been taken from the online catalog. For comprehensive information and data, please refer to the user documentation. The General Terms and Conditions of Use apply to Internet downloads.

Technical data**Dimensions / positions**

Pitch	7.62 mm
Dimension a	15.24 mm
Number of positions	3
Screw thread	M 3
Tightening torque, min	0.7 Nm

Technical data

Insulating material group	I
Rated surge voltage (III/3)	8 kV
Rated surge voltage (III/2)	8 kV
Rated surge voltage (II/2)	6 kV
Rated voltage (III/2)	1000 V
Rated voltage (II/2)	1000 V
Nominal current I_N	41 A
Nominal voltage U_N	1000 V
Nominal cross section	10 mm ²
Maximum load current	41 A
Insulating material	PA
Inflammability class acc. to UL 94	V0
Internal cylindrical gage	A4
Stripping length	10 mm

Connection data

Conductor cross section solid min.	0.2 mm ²
Conductor cross section solid max.	10 mm ²
Conductor cross section stranded min.	0.2 mm ²
Conductor cross section stranded max.	6 mm ²
Conductor cross section stranded, with ferrule without plastic sleeve min.	0.25 mm ²
Conductor cross section stranded, with ferrule without plastic sleeve max.	6 mm ²
Conductor cross section stranded, with ferrule with plastic sleeve min.	0.25 mm ²
Conductor cross section stranded, with ferrule with plastic sleeve max.	4 mm ²
Conductor cross section AWG/kcmil min.	24
Conductor cross section AWG/kcmil max	10
2 conductors with same cross section, solid min.	0.2 mm ²
2 conductors with same cross section, solid max.	2.5 mm ²
2 conductors with same cross section, stranded min.	0.2 mm ²
2 conductors with same cross section, stranded max.	4 mm ²

2 conductors with same cross section, stranded, ferrules without plastic sleeve, min.	0.25 mm ²
2 conductors with same cross section, stranded, ferrules without plastic sleeve, max.	1.5 mm ²
2 conductors with same cross section, stranded, TWIN ferrules with plastic sleeve, min.	0.25 mm ²
2 conductors with same cross section, stranded, TWIN ferrules with plastic sleeve, max.	2.5 mm ²

Certificates / Approvals

Approval logo



CUL

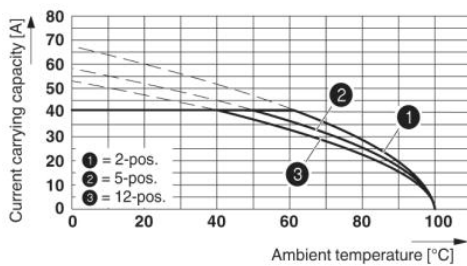
Nominal voltage U _N	600 V
Nominal current I _N	30 A
AWG/kcmil	24-10

UL

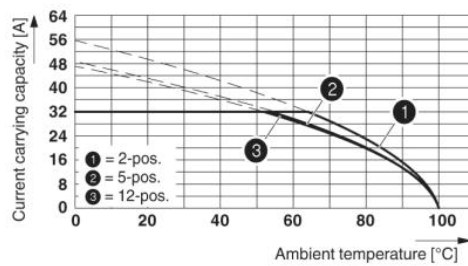
Nominal voltage U _N	600 V
Nominal current I _N	30 A
AWG/kcmil	24-10
Certification	CUL, UL

Drawings

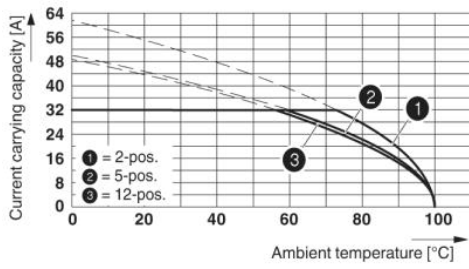
Diagram



Derating curve for: PC 5/...-ST-7,62 with PC 5/...-G-7,62
 Conductor cross-section: 10 mm²



Derating curve for: PC 5/...-ST-7,62 with PC 5/...-G-7,62
 Conductor cross-section: 6 mm²



Derating curve for: PC 5/...-ST-7,62 with IPC 5/...-ST-7,62
Conductor cross section 6 mm²

Dimensioned drawing

