

[Product Catalog for Electronics Manufacturing](#) > [3M™ Telecommunications OEM Center](#) . . . [Boardmount Connectors](#) > [3M™ 0.100 inch x 0.100 inch Polarized Boardmount Socket, 8500 Series](#) >

 [Printer-friendly format](#) **3M™ .100 in. Polarized Boardmount Socket, 8526-4500JL**



[\[click to enlarge\]](#)

3M Id : JE-1500-7922-4

**Discontinued. Replaced by RoHS compliant version, 3M™ Polarized Boardmount Socket 8526-4500PL**

**Additional Information**

**Learn More . . .**

[3M™ .100 in. Plr. BMSkt., .100"x.100" CtrBmp., Strt. Sldr. Tls, TS0413 - Data Sheet \(PDF 339.2 K\)](#)

**Please Note:**

Adobe® Acrobat® Reader is required to view PDF documents.




- ▼ **Electronics Manufacturing**
- ▼ **Product Catalog for Electronics Manufacturing**
- 3M™ Bonding Tapes & Adhesives
- 3M™ Electronic Solutions Products
- 3M™ Electronic Specialty Markets
- 3M™ Insulation & Protection
- 3M™ Interconnect Solutions
- 3M™ Personal Safety Products
- 3M™ Tapes
- 3M™ Telecommunications OEM Center
- Electronic Materials

# 3M™ Polarized Boardmount Socket

.100" × .100" Centerbump Polarization with Straight Solder Tails

8500 Series



- Centerbump polarization
- Mates with low profile shrouded headers
- Part number on each piece
- Optional keying plug
- UL 94V-0 rated polyester body
- Board retention feature
- See regulatory information appendix (RIA) for chemical compliance information

Date Modified: August 23, 2007

TS-0413-B  
Sheet 1 of 2

---

## Physical

### Insulation

Material: Glass Filled Polyester (PBT)

Flammability: UL 94V-0

Color: Gray

### Contact

Material: Copper Alloy

### Plating

Underplating: 2  $\mu\text{m}$  [ 79  $\mu\text{in}$  ] Nickel

Wiping Area: 0.3  $\mu\text{m}$  [ 12  $\mu\text{in}$  ] Gold

Solder Tails: Gold flash

**Marking:** 3M Logo, Part Identification Number and Orientation Triangle

---

## Electrical

**Current Rating:** 1 A

**Insulation Resistance:**  $> 1 \times 10^9 \Omega$  at 500  $V_{DC}$

**Withstanding Voltage:** 1000  $V_{RMS}$  at Sea Level

---

## Environmental

**Temperature Rating:** -55°C to 105°C

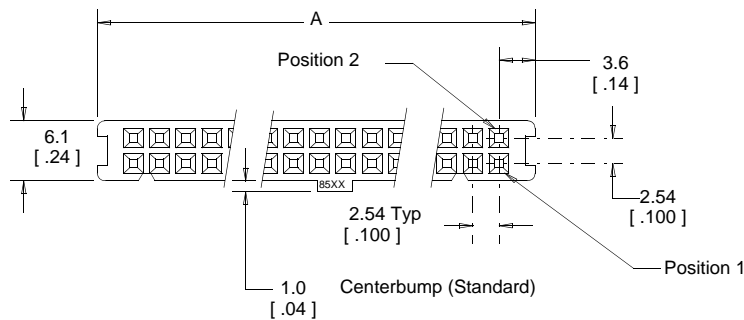
**Process Rating:** Maximum insulator temperature 191°C (Solder Wave Process Only)

UL File No.: E68080

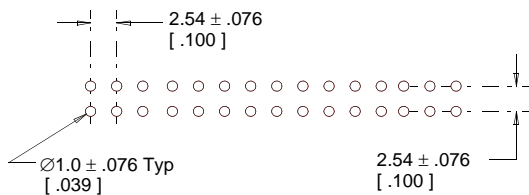
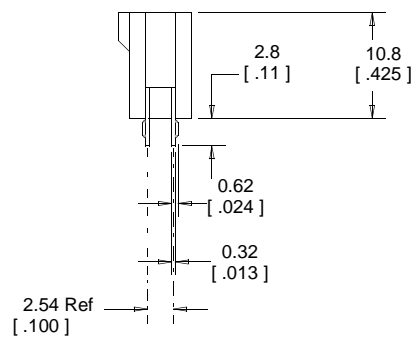
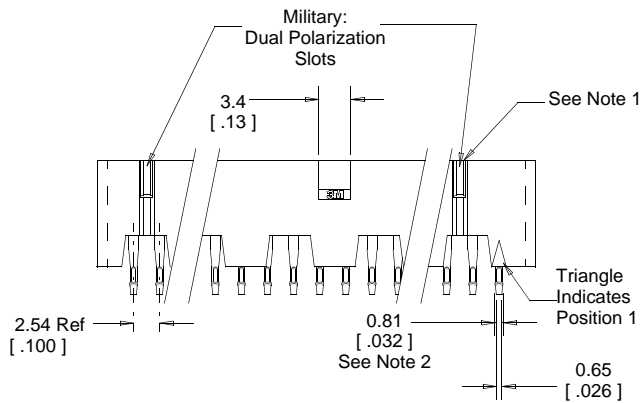
# 3M™ Polarized Boardmount Socket

.100" × .100" Centerbump Polarization with Straight Solder Tails

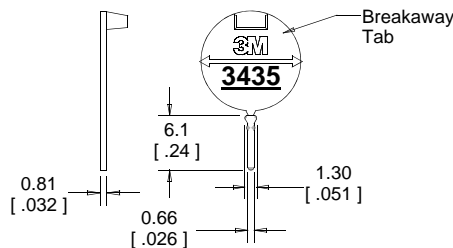
8500 Series



Contact Quantity	Dimension A
10	17.3 [ .68 ]
16	25.9 [ 1.02 ]
20	30.0 [ 1.18 ]
26	37.6 [ 1.48 ]
34	47.7 [ 1.88 ]
40	55.4 [ 2.18 ]
50	68.1 [ 2.68 ]
60	80.8 [ 3.18 ]
64	85.8 [ 3.38 ]



**Recommended Mounting Hole Pattern**  
(Shown for Top Side of PC Board)



**3435-0**  
**Keying Plug**  
(Optional: Order Separately)

**Notes:**

1. This polarizing groove is non-existent on the 10 position version.
2. The contact soldertail is designed to retain the connector on the PC board during flow soldering operations.
3. Recommended to be mated to the 2.54 [.100] × 2.54 [.100] low profile header and the Plug Connector 4600 Series without ejector latches.

mm [inch]			
Tolerance Unless Noted			
	0	0.0	0.00
mm	±.3	±.15	

[ ] Dimensions for Reference Only



## Ordering Information

**Sockets**  
**85XX-4500PL** (RIA E1 & C1 apply)

Contact Quantity: —  
See Table

TS-0413-B  
Sheet 2 of 2