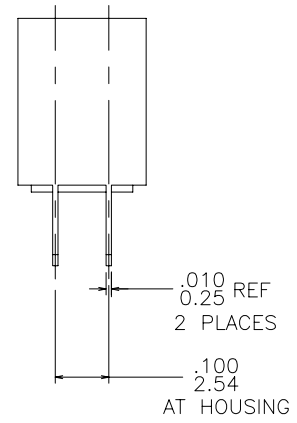
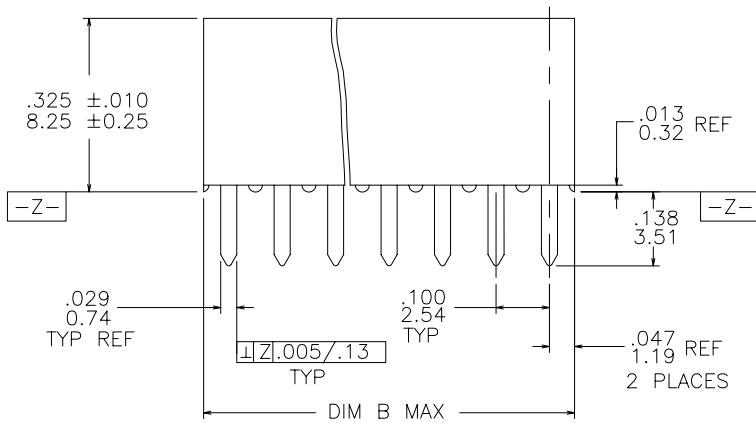
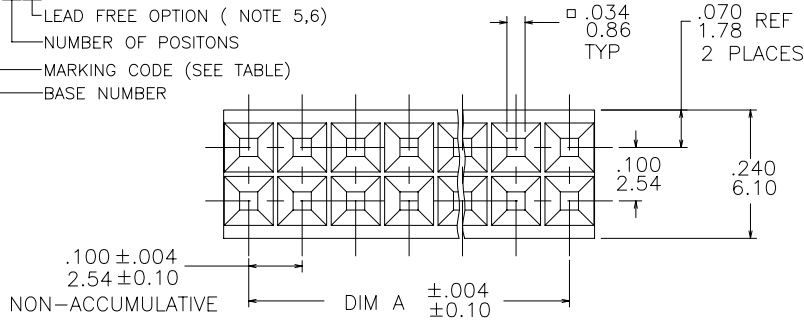


66953-XXXLF

- LEAD FREE OPTION (NOTE 5,6)
- NUMBER OF POSITIONS
- MARKING CODE (SEE TABLE)
- BASE NUMBER



mat'l. code		surface	tolerance	projection	product family
		ISO 1302	ISO 406		vcc
		ISO 1101	ISO 1101		title
ltr	ecn no	dr	date	tolerances unless otherwise specified	title
H	V50931	SAR	8/8/95	angles	VERT. CARD CONNECTOR
J	V50963	LSS	8/16/95	linear	D/R .100/2.54 CC
K	V70788	LSS	6/12/97	0°±2°	scale 1:1
L	V80354	EPK	3/6/98	dr	M. FETROW 6/26/89
M	V94468	MDF	1/11/00	engr	M. HAHN 6/26/89
N	M05-0124	MHT	6/06/05	chr	M. HAHN 6/26/89
P	M07-0143	ERE	03/03/07	appd	M. HAHN 6/26/89
sheet	revision	P	P		
index	sheet	1	2	3	

PDM: Rev:P STATUS:Released Printed: Oct 13, 2010

PRODUCT NO.	MARKING CODE	
SEE TABLE	66953-0XX	STANDARD MARKING PER NOTE 3
	66953-8XX	SPECIAL MIL MARKING PER NOTE 5

OBS

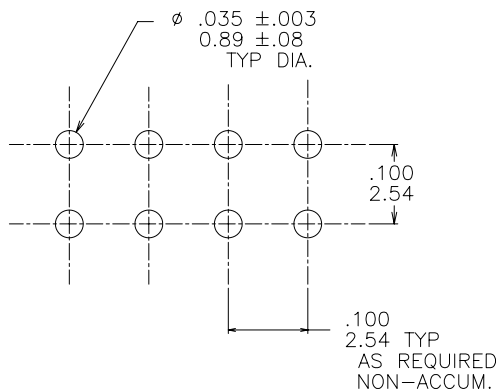


FIG. 1
SCALE 6:1

NOTES.

1. HOUSING MATERIAL: FILLED POLYESTER,
FLAME RETARDANT PER UL 94V-0.
COLOR: BLACK.
2. TERMINAL MATERIAL:
BODY: BRASS
SPRING: BeCu. HEAT TREATED
BODY PLATING: 30u"/.76 Au OVER 50u"/1.27u Ni IN CONTACT AREA.
100u"/2.54 Sn (NOTE 8) OVER 50u"/1.27u Ni ON SOLDER TAIL.
SPRING PLATING: GOLD FLASH
- ③ MARK FCI PART NUMBER AND DATE CODE LEGIBLE ON TUBE LABEL.
4. APPLICATION INFORMATION.
A. RECOMMENDED MOUNTING HOLE PATTERN IS SHOWN IN FIG. 1
B. ALL MATING PINS TO BE .025/.64 SQUARE ON TRUE CENTER OF GIVEN
TERMINAL SPACINGS, WITHIN .015/.38 DIAMETER.
C. SUGGESTED MATING PIN LENGTH, .210 ±.020/5.33 ±.51.
- ⑤ ADD "LF" SUFFIX AT THE END OF PART NUMBER FOR LEAD FREE OPTION.
- ⑥ THIS PRODUCT MEETS EUROPEAN UNION DIRECTIVES AND OTHER
COUNTRY REGULATION AS DESCRIBED IN GS-22-008.
7. THE HOUSING WILL WITHSTAND EXPOSURE TO 260°C PEAK TEMPERATURE
FOR 15 SECONDS IN A WAVE SOLDER APPLICATION WITH A 1.5mm
MINIMUM THICK CIRCUIT BOARD. SEE APPLICATION NOTES/PROCEDURES
IF THEY ARE AVAILABLE.
- ⑧ "THIS PRODUCT HAS 100% TIN PLATING IN THE INTERFACE AND
HAS NOT BEEN TESTED FOR WHISKER GROWTH IN ALL INTERCONNECT
ENVIRONMENTS."

mat'l. code		surface	tolerance	projection	product family
ISO 1302		ISO 406	ISO 1101		VCC
ltr	ecn no dr	date	tolerances unless otherwise specified	INCH/MM	title
P			XX4-01/XX4-3 XXXXX.0.005/XXXX.13 XXXXX.0020/XXXX.061	scale 1:1	VERT. CARD CONNECTOR D/R .100/2.54 CC
dr	M. FETROW	6/26/89			dwg no 66953 sheet 2 of 3 size A3
enrg	M. HAHN	6/26/89			
chr	M. HAHN	6/26/89			
appd	M. HAHN	6/26/89			type Product Customer Drawing
sheet index	revision sheet				

PRODUCT NO.	NO OF POSITIONS	DIM A	DIM B	DESC PART NUMBER ON -RXX SERIES ONLY		LF PRODUCT NO.	NO OF POSITIONS	DIM A	DIM B	DESC PART NUMBER ON -RXX SERIES ONLY
66953-Y01	U N A S S I G N E D					66953-Y01LF	U N A S S I G N E D			
-Y02	2 X 2	.100/2.54	.200/5.08	WWWWW-02	OBS	-Y03LF	2 X 3	.200/5.08	.300/7.62	WWWWW-03
-Y03	2 X 3	.200/5.08	.300/7.62	WWWWW-03		-Y04LF	2 X 4	.300/7.62	.400/10.16	WWWWW-04
-Y04	2 X 4	.300/7.62	.400/10.16	WWWWW-04		-Y05LF	2 X 5	.400/10.16	.500/12.70	WWWWW-05
-Y05	2 X 5	.400/10.16	.500/12.70	WWWWW-05		-Y06LF	2 X 6	.500/12.70	.600/15.24	WWWWW-06
-Y06	2 X 6	.500/12.70	.600/15.24	WWWWW-06		-Y07LF	2 X 7	.600/15.24	.700/17.78	WWWWW-07
-Y07	2 X 7	.600/15.24	.700/17.78	WWWWW-07		-Y08LF	2 X 8	.700/17.78	.800/20.32	WWWWW-08
-Y08	2 X 8	.700/17.78	.800/20.32	WWWWW-08		-Y09LF	2 X 9	.800/20.32	.900/22.86	WWWWW-09
-Y09	2 X 9	.800/20.32	.900/22.86	WWWWW-09		-Y10LF	2 X 10	.900/22.86	1.000/25.40	WWWWW-10
-Y10	2 X 10	.900/22.86	1.000/25.40	WWWWW-10		-Y11LF	2 X 11	1.000/25.40	1.100/27.94	WWWWW-11
-Y11	2 X 11	1.000/25.40	1.100/27.94	WWWWW-11		-Y12LF	2 X 12	1.100/27.94	1.200/30.48	WWWWW-12
-Y12	2 X 12	1.100/27.94	1.200/30.48	WWWWW-12		-Y13LF	2 X 13	1.200/30.48	1.300/33.02	WWWWW-13
-Y13	2 X 13	1.200/30.48	1.300/33.02	WWWWW-13		-Y14LF	2 X 14	1.300/33.02	1.400/35.56	WWWWW-14
-Y14	2 X 14	1.300/33.02	1.400/35.56	WWWWW-14		-Y15LF	2 X 15	1.400/35.56	1.500/38.10	WWWWW-15
-Y15	2 X 15	1.400/35.56	1.500/38.10	WWWWW-15		-Y16LF	2 X 16	1.500/38.10	1.600/40.64	WWWWW-16
-Y16	2 X 16	1.500/38.10	1.600/40.64	WWWWW-16		-Y17LF	2 X 17	1.600/40.64	1.700/43.18	WWWWW-17
-Y17	2 X 17	1.600/40.64	1.700/43.18	WWWWW-17		-Y18LF	2 X 18	1.700/43.18	1.800/45.72	WWWWW-18
-Y18	2 X 18	1.700/43.18	1.800/45.72	WWWWW-18		-Y19LF	2 X 19	1.800/45.72	1.900/48.26	WWWWW-19
-Y19	2 X 19	1.800/45.72	1.900/48.26	WWWWW-19		-Y20LF	2 X 20	1.900/48.26	2.000/50.80	WWWWW-20
-Y20	2 X 20	1.900/48.26	2.000/50.80	WWWWW-20		-Y21LF	2 X 21	2.000/50.80	2.100/53.34	WWWWW-21
-Y21	2 X 21	2.000/50.80	2.100/53.34	WWWWW-21		-Y22LF	2 X 22	2.100/53.34	2.200/55.88	WWWWW-22
-Y22	2 X 22	2.100/53.34	2.200/55.88	WWWWW-22		-Y23LF	2 X 23	2.200/55.88	2.300/58.42	WWWWW-23
-Y23	2 X 23	2.200/55.88	2.300/58.42	WWWWW-23		-Y24LF	2 X 24	2.300/58.42	2.400/60.96	WWWWW-24
-Y24	2 X 24	2.300/58.42	2.400/60.96	WWWWW-24		-Y25LF	2 X 25	2.400/60.96	2.500/63.50	WWWWW-25
-Y25	2 X 25	2.400/60.96	2.500/63.50	WWWWW-25		-Y26LF	2 X 26	2.500/63.50	2.600/66.04	WWWWW-26
-Y26	2 X 26	2.500/63.50	2.600/66.04	WWWWW-26		-Y27LF	2 X 27	2.600/66.04	2.700/68.58	WWWWW-27
-Y27	2 X 27	2.600/66.04	2.700/68.58	WWWWW-27		-Y28LF	2 X 28	2.700/68.58	2.800/71.12	WWWWW-28
-Y28	2 X 28	2.700/68.58	2.800/71.12	WWWWW-28		-Y29LF	2 X 29	2.800/71.12	2.900/73.66	WWWWW-29
-Y29	2 X 29	2.800/71.12	2.900/73.66	WWWWW-29		-Y30LF	2 X 30	2.900/73.66	3.000/76.20	WWWWW-30
-Y30	2 X 30	2.900/73.66	3.000/76.20	WWWWW-30		-Y31LF	2 X 31	3.000/76.20	3.100/78.74	WWWWW-31
-Y31	2 X 31	3.000/76.20	3.100/78.74	WWWWW-31		-Y32LF	2 X 32	3.100/78.74	3.200/81.28	WWWWW-32
-Y32	2 X 32	3.100/78.74	3.200/81.28	WWWWW-32		-Y33LF	2 X 33	3.200/81.28	3.300/83.82	WWWWW-33
-Y33	2 X 33	3.200/81.28	3.300/83.82	WWWWW-33		-Y34LF	2 X 34	3.300/83.82	3.400/86.36	WWWWW-34
-Y34	2 X 34	3.300/83.82	3.400/86.36	WWWWW-34		-Y35LF	2 X 35	3.400/86.36	3.500/88.90	WWWWW-35
-Y35	2 X 35	3.400/86.36	3.500/88.90	WWWWW-35		66953-Y36LF	2 X 36	3.500/88.90	3.600/91.44	WWWWW-36
66953-Y36	2 X 36	3.500/88.90	3.600/91.44	WWWWW-36						

mat'l. code	surface	tolerance	projection	product family
ISO 1302	ISO 406	ISO 1101		VCC
tr	ecn	no	dr	date
P				
tolerances unless otherwise specified		.XX4.01/.XX.3		title
angles	linear	XXXX.0.005/.014.13		VERT. CARD CONNECTOR
0±2"		XXXX.002/.004.061		D/R .100/2.54 CC
dr	M. FETROW	6/26/89	INCH/MM	scale 1:1
enrg	M. HAHN	6/26/89		sheet 3 of 3 size
chr	M. HAHN	6/26/89		66953 A3
appd	M. HAHN	6/26/89		type Product Customer Drawing
sheet index	revision sheet			