


ZFKDS 1,5C-5,0

Order No.: 1889259

The figure shows the 9-position version

<http://eshop.phoenixcontact.de/phoenix/treeViewClick.do?UID=1889259>

Printed circuit terminal block, nominal current: 16 A, rated voltage: 250 V, pitch: 5.0 mm, no. of positions: 1, mounting: Soldering, type of connection: Spring-cage connection, connection direction from the conductor to the PCB: 45°

Commercial data

EAN	4017918167943
Pack	50 Pcs.
Customs tariff	85369010
Weight/Piece	0.001064 KG
Catalog page information	Page 83 (CC-2007)

Product notes

WEEE/RoHS-compliant since:
01/01/2003

<http://www.download.phoenixcontact.com>
Please note that the data given here has been taken from the online catalog. For comprehensive information and data, please refer to the user documentation. The General Terms and Conditions of Use apply to Internet downloads.

Technical data

Dimensions / positions

Pitch	5 mm
Number of positions	1
Pin dimensions	0,7 x 0,7 mm
Hole diameter	1.1 mm

Technical data

Insulating material group	I
Rated surge voltage (III/3)	4 kV
Rated surge voltage (III/2)	4 kV
Rated surge voltage (II/2)	4 kV
Rated voltage (III/2)	320 V
Rated voltage (II/2)	630 V
Connection in acc. with standard	EN-VDE
Nominal current I_N	16 A
Nominal voltage U_N	250 V
Nominal cross section	1.5 mm ²
Maximum load current	16 A (with 2.5 mm ² conductor cross section)
Insulating material	PA
Inflammability class acc. to UL 94	V0
Internal cylindrical gage	A1
Stripping length	7 mm

Connection data

Conductor cross section solid min.	0.2 mm ²
Conductor cross section solid max.	2.5 mm ²
Conductor cross section stranded min.	0.2 mm ²
Conductor cross section stranded max.	1.5 mm ²
Conductor cross section stranded, with ferrule without plastic sleeve min.	0.25 mm ²
Conductor cross section stranded, with ferrule without plastic sleeve max.	1.5 mm ²
Conductor cross section stranded, with ferrule with plastic sleeve min.	0.25 mm ²
Conductor cross section stranded, with ferrule with plastic sleeve max.	1.5 mm ²
Conductor cross section AWG/kcmil min.	24
Conductor cross section AWG/kcmil max	14
2 conductors with same cross section, stranded min.	0.14 mm ²
2 conductors with same cross section, stranded max.	0.5 mm ²

Certificates / Approvals

Approval logo



CUL

Nominal voltage U_N	300 V
Nominal current I_N	10 A
AWG/kcmil	26-12

UL

Nominal voltage U_N	300 V
Nominal current I_N	10 A
AWG/kcmil	26-12
Certification	CUL, UL

Accessories

Item	Designation	Description
------	-------------	-------------

Marking

0804183	SK 5/3,8:FORTL.ZAHLEN	Marker card, printed horizontally, self-adhesive, 12 identical decades marked 1-10, 11-20 etc. up to 91-(99)100, sufficient for 120 terminal blocks
---------	-----------------------	---

Tools

1204517	SZF 1-0,6X3,5	Screwdriver, blade: 0.6 x 3.5 x 100 mm, length 180 mm
---------	---------------	---

Additional products

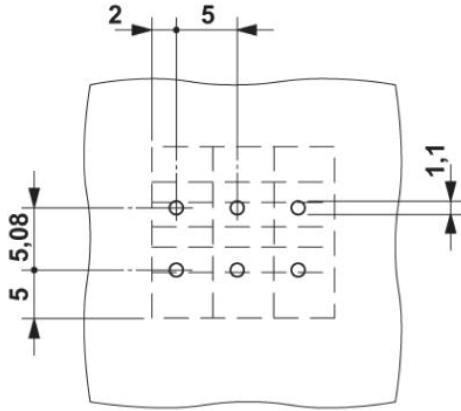
Item	Designation	Description
------	-------------	-------------

General

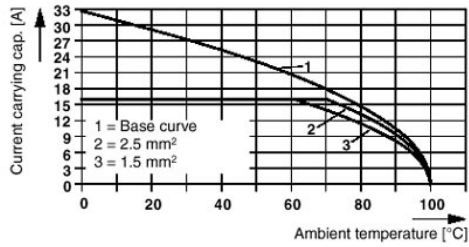
1889262	ZFKDSA 1,5C-6,0	End terminal block, 6 mm wide, necessary at the end of a row of terminal blocks
---------	-----------------	---

Drawings

Drilling diagram



Diagram



Dimensioned drawing

