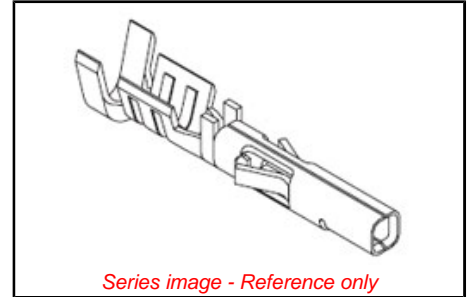


Part Number: [0430300007](#)
Status: **Active**
Overview: [Micro-Fit, 3.0™](#)
Description: Micro-Fit 3.0™ Crimp Terminal, Female, with Tin (Sn) Plated Tin/Brass Alloy Contact, 20-24 AWG, Bag



General

Product Family	Crimp Terminals
Series	43030
Overview	Micro-Fit, 3.0™
Product Name	Micro-Fit 3.0™

Physical

Gender	Female
Material - Metal	Phosphor Bronze
Material - Plating Mating	Tin
Material - Plating Termination	Tin
Packaging Type	Bag
Plating min: Mating (µin)	40
Plating min: Mating (µm)	1.00
Plating min: Termination (µin)	40
Plating min: Termination (µm)	1.00
Termination Interface: Style	Crimp or Compression
Wire Insulation Diameter	1.85mm (.073") max.
Wire Size AWG	20
Wire Size AWG	22
Wire Size AWG	24
Wire Size mm²	N/A

Material Info

EU RoHS
ELV and RoHS
Compliant

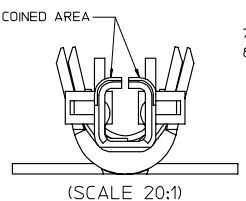
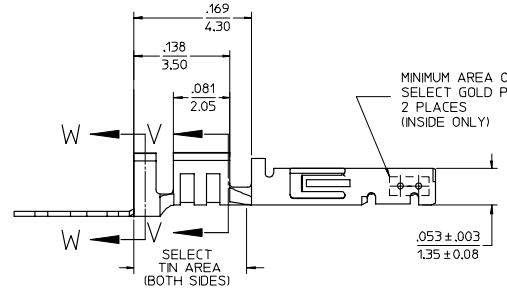
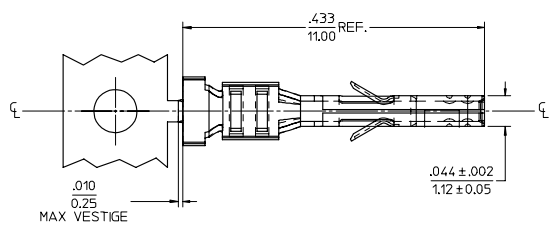
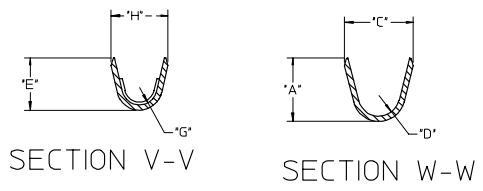
China RoHS



13 12 11 10 9 8 7 6 5 4 3 2 1

WIRE SIZE	MAX INSULATION	"A" ±.012 ±0.30	"C" ±.012 ±0.30	"D" ±.005 ±0.13	"E" ±.012 ±0.30	"G" ±.005 ±0.13	"H" ±.012 ±0.30
20-24	.073/1.85	.090/2.29	.100/2.54	.030/0.76	.075/1.91	.025/0.64	.082/2.08
26-30	.050/1.27	.075/1.91	.083/2.10	.025/0.64	.058/1.47	.020/0.51	.065/1.65

MATERIAL NUMBER	PLATING	WIRE SIZE	FORM
43030-0001	A	20-24	CHAIN
43030-0002	B	20-24	CHAIN
43030-0003	C	20-24	CHAIN
43030-0004	A	26-30	CHAIN
43030-0005	B	26-30	CHAIN
43030-0006	C	26-30	CHAIN
43030-0007	A	20-24	LOOSE
43030-0008	B	20-24	LOOSE
43030-0009	C	20-24	LOOSE
43030-0010	A	26-30	LOOSE
43030-0011	B	26-30	LOOSE
43030-0012	C	26-30	LOOSE



- NOTES
- 1) MATERIAL: PHOSPHOR BRONZE ALLOY
 - 2) TERMINAL PLATING:
 "A" - HOT TIN DIP: .00040/0.00102 MIN.
 "B" - .000015/0.00038 MIN. SELECT GOLD
 .000100/0.00254 MIN. SELECT TIN
 ALL OVER .000050/0.00127 MIN. NICKEL OVERALL.
 "C" - .000030/0.00076 MIN. SELECT GOLD
 .000100/0.00254 MIN. SELECT TIN
 ALL OVER .000050/0.00127 MIN. NICKEL OVERALL.
 * THE PRIMARY SHIPPING CARTON WILL BE LABELED "COMPLIANT TO ROHS DIRECTIVE 2002/95/EC AND ELV ANNEX II OF DIRECTIVE 2000/53/EC." CARTONS WITHOUT THIS LABEL MAY CONTAIN PRODUCT WITH TIN/LEAD IN THE PC TAIL AREA.
 MATERIAL NUMBERS WITH SELECT PLATING ARE POST PLATED.
 - 3) PRODUCT SPECIFICATION: PS-43045, PS-43650, PS-44300-001.
 - 4) PACKAGING SPECIFICATION: PK-43030-001
 - 5) TERMINAL FOR USE IN A MICRO FIT RECEPTACLE #43025-****, 43645-****, AND 44133-****.
 - 6) FOR TERMINAL ORIENTATION IN RECEPTACLE SEE DRAWING #SDA-43025 OR SDA-43645.
 - 7) THIS TERMINAL IS DESIGNED IN METRIC.
 - 8) MOLEX RECOMMENDS THE USE OF MICRO-FIT TEST PLUG (SERIES 44242) WHENEVER CONTINUITY TESTING IS PERFORMED. TEST PLUGS MUST NOT BE USED TO MAKE OR BREAK UNDER LOAD. MOLEX DOES NOT RECOMMEND USING STANDARD MATING COMPONENTS (SERIES 43020, 43045, 43640, 43650, OR 43031) FOR HARNESS TESTING PURPOSES.

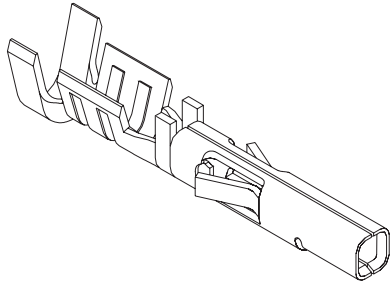
REDRAWN EC NO. UCP2007-159 DRAWN BY: ZWIRNER CHECKED BY: CHAKROSSI APPROVED BY: APPRENTICE DATE: 2007/05/03	QUALITY SYMBOLS	GENERAL TOLERANCES (UNLESS SPECIFIED)	DIMENSION STYLE	SCALE	DESIGN UNITS	THIRD ANGLE PROJECTION
	▽=0	mm INCH	IN/MM	10:1	METRIC	
	▽=0	4 PLACES ± --- ± ---	MUELLER 2002/08/03			TITLE
		3 PLACES ± --- ± .010	CHECKED BY DATE			MICRO-FIT (3.0) FEMALE CRIMP TERMINAL
	2 PLACES ± 0.25 ± .014	MUELLER 2002/08/03				
	1 PLACE ± 0.35 ± ---	APPROVED BY DATE				
	ANGULAR ±1/2°	MARGULIS 2002/08/03				
		DRAFT WHERE APPLICABLE MUST REMAIN WITHIN DIMENSIONS	MATERIAL NO. SEE CHART	DOCUMENT NO. SD-43030-****	SHEET NO. 1 OF 1	
			SIZE C	THIS DRAWING CONTAINS INFORMATION THAT IS PROPRIETARY TO MOLEX INCORPORATED AND SHOULD NOT BE USED WITHOUT WRITTEN PERMISSION		

tb_frame_C_P_AM_T
Rev. E 2006/04/15

12 11 10 9 8 7 6 5 4 3 2 1

3.00mm (.118") Pitch Micro-Fit 3.0™ Terminal

43030
Female



Features and Benefits

- 4 points of contact for optimum reliability
- Box-type spring contact for high normal force
- Locking tang secures terminal in housing

Reference Information

Product Specification: PS-43045/PS-43650
 Packaging: Bag or reel
 UL File No.: E29179
 CSA File No.: LR19980
 TUV License No.: R72040445
 Use With: 43025, 43645 and 44133 receptacles
 Designed In: Millimeters

Electrical

Voltage: 250V
 Current: 5.0A max.
 Contact Resistance: 10 milliohms max.

Mechanical

Contact Insertion Force: 1.5kgf max. (3.30 lb)
 Contact Retention to Housing: 2.5kgf min. (5.50 lb)
 Crimping Pull-Out Force:

Wire Gauge (AWG)	Kgf min. (lb)
20	6.0 (13.2)
22	4.5 (9.9)
24	3.6 (7.9)
26	2.7 (5.9)
28	1.8 (3.9)
30	1.4 (3.0)

Mating Force: 1.0kgf max. (2.2 lb) per contact
 Normal Force: 375gf max. (0.32 lb)

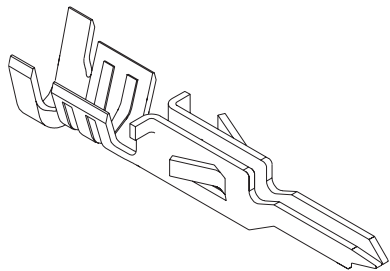
Physical

Contact: Phosphor Bronze
 Plating: Tin or Gold

Wire Size AWG	Plating	Order No.		Lead-free
		Reel	Bag	
20-24	Tin	43030-0001	43030-0007	Yes
26-30		43030-0004	43030-0010	
20-24	15µ" Gold	43030-0002	43030-0008	
26-30		43030-0005	43030-0011	
20-24	30µ" Gold	43030-0003	43030-0009	
26-30		43030-0006	43030-0012	

3.00mm (.118") Pitch Micro-Fit 3.0™ Terminal

43031
Male



Features and Benefits

- Box-type spring contact for high normal force
- Locking tang secures terminal in housing

Reference Information

Product Specification: PS-43045/PS-43650
 Packaging: Bag or reel
 UL File No.: E29179
 CSA File No.: LR19980
 TUV License No.: R72040445
 Use With: 43020, 43640 and 44300 plugs
 Designed In: Millimeters

Electrical

Voltage: 250V
 Current: 5.0A max.
 Contact Resistance: 10 milliohms max.

Mechanical

Contact Insertion Force: 1.5kgf max. (3.30 lb)
 Contact Retention to Housing: 2.5kgf min. (5.50 lb)
 Crimping Pull-Out Force:

Wire Gauge	Kgf min. (lb)
20	6.0 (13.2)
22	4.5 (9.9)
24	3.6 (7.9)
26	2.7 (5.9)
28	1.8 (3.9)
30	1.4 (3.0)

Physical

Contact: Phosphor Bronze
 Plating: Tin or Gold

Wire Size AWG	Plating	Order No.		Lead-free
		Reel	Bag	
20-24	Tin	43031-0001	43031-0007	Yes
26-30		43031-0004	43031-0010	
20-24	15µ" Gold	43031-0002	43031-0008	
26-30		43031-0005	43031-0011	
20-24	30µ" Gold	43031-0003	43031-0009	
26-30		43031-0006	43031-0012	