

## PTSA 0,5/ 3-2,5-Z


Order No.: 1990012

The figure shows a 10-position version of the product

<http://eshop.phoenixcontact.de/phoenix/treeViewClick.do?UID=1990012>

PC terminal block, Nominal current: 2 A, Nom. voltage: 250 V, Pitch: 2.5 mm, Number of positions: 3, Connection method: Spring-cage conn., Mounting: Soldering, Conductor/PCB connection direction: 45 °, Color: green, Offset soldering legs, two-rowed

### Commercial data

|                          |  |
|--------------------------|--|
| GTIN (EAN)               |  |
| sales group              | E410   |
| Pack                     | 250 pcs.   |
| Customs tariff           | 85369010   |
| Catalog page information | Page 517 (CC-2011)   |

### Product notes

WEEE/RoHS-compliant since:  
01/29/2004

<http://www.download.phoenixcontact.com>  
Please note that the data given here has been taken from the online catalog. For comprehensive information and data, please refer to the user documentation. The General Terms and Conditions of Use apply to Internet downloads.

### Technical data

#### Dimensions / positions

|        |         |
|--------|---------|
| Length | 12 mm   |
| Height | 13.1 mm |
| Pitch  | 2.5 mm  |

---

|                     |            |
|---------------------|------------|
| Dimension a         | 5 mm       |
| Number of positions | 3          |
| Pin dimensions      | 0,4 x 0,75 |
| Pin spacing         | 2.5 mm     |
| Hole diameter       | 1 mm       |

**Technical data**

|                                     |                     |
|-------------------------------------|---------------------|
| Range of articles                   | PTSA 0,5            |
| Insulating material group           | I                   |
| Rated surge voltage (III/3)         | 2.5 kV              |
| Rated surge voltage (III/2)         | 2.5 kV              |
| Rated surge voltage (II/2)          | 2.5 kV              |
| Rated voltage (III/3)               | 160 V               |
| Rated voltage (III/2)               | 250 V               |
| Rated voltage (II/2)                | 400 V               |
| Connection in acc. with standard    | EN-VDE              |
| Nominal current $I_N$               | 2 A                 |
| Nominal cross section               | 0.5 mm <sup>2</sup> |
| Maximum load current                | 2 A                 |
| Insulating material                 | PA                  |
| Inflammability class acc. to UL 94  | V0                  |
| Stripping length                    | 9 mm                |
| Nominal voltage, UL/CUL Use Group B | 300 V               |
| Nominal current, UL/CUL Use Group B | 2 A                 |
| Nominal voltage, UL/CUL Use Group D | 300 V               |
| Nominal current, UL/CUL Use Group D | 2 A                 |

**Connection data**

|  |                      |
|--|----------------------|
| Conductor cross section solid min.     | 0.14 mm <sup>2</sup> |
| Conductor cross section solid max.     | 0.5 mm <sup>2</sup>  |
| Conductor cross section stranded min.  | 0.2 mm <sup>2</sup>  |
| Conductor cross section stranded max.  | 0.5 mm <sup>2</sup>  |
| Conductor cross section AWG/kcmil min. | 24                   |
| Conductor cross section AWG/kcmil max  | 20                   |
| Minimum AWG according to UL/CUL        | 26                   |
| Maximum AWG according to UL/CUL        | 20                   |

### Certificates / Approvals

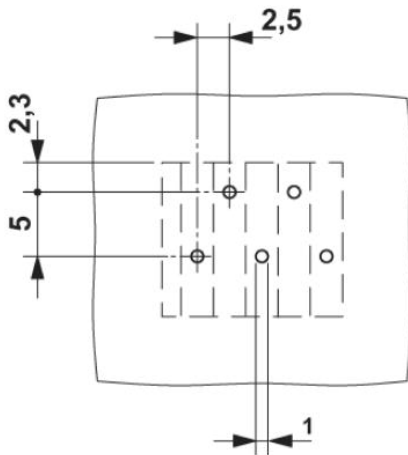


Certification

CCA, CUL, UL, VDE-PZI

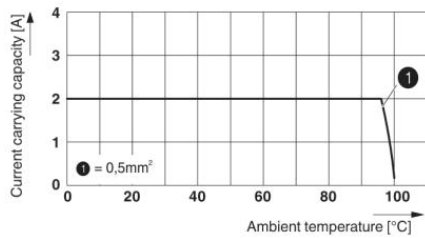
### Diagrams/Drawings

Drilling plan/solder pad geometry



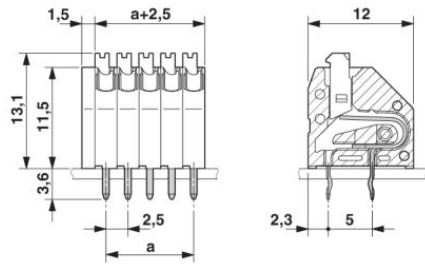
The illustration shows the 5-pos. version – Zig-zag pinning starts at the right-hand position. Other pinning available on request.

Diagram



Derating diagram for 5 pins; reduction factor=1

Dimensioned drawing



The illustration shows the 5-pos. version

**Address**

PHOENIX CONTACT Inc., USA  
586 Fulling Mill Road  
Middletown, PA 17057, USA  
Phone (800) 888-7388  
Fax (717) 944-1625  
<http://www.phoenixcon.com>



© 2011 Phoenix Contact  
Technical modifications reserved;