


PT 2,5/ 5-5,0-V

Order No.: 1987753

The figure shows a 10-position version of the product

<http://eshop.phoenixcontact.de/phoenix/treeViewClick.do?UID=1987753>

PCB terminal block, nominal current: 32 A, rated voltage: 250 V, pitch: 5.0 mm, number of positions: 2, mounting type: Soldering, connection method: Screw connection, connection direction from the conductor to the PCB: 90°

Commercial data

| | |
|--------------------------|--------------------|
| EAN | 4017918973223 |
| Pack | 100 Pcs. |
| Customs tariff | 85369010 |
| Weight/Piece | 0.00618 KG |
| Catalog page information | Page 421 (CC-2007) |

Product notesWEEE/RoHS-compliant since:
07/14/2003

<http://www.download.phoenixcontact.com>
Please note that the data given here has been taken from the online catalog. For comprehensive information and data, please refer to the user documentation. The General Terms and Conditions of Use apply to Internet downloads.

Technical data**Dimensions / positions**

| | |
|--------|---------|
| Length | 13.5 mm |
| Height | 9 mm |
| Pitch | 5 mm |

| | |
|------------------------|--------|
| Dimension a | 20 mm |
| Number of positions | 5 |
| Pin dimensions | 1,0 mm |
| Pin spacing | 5 mm |
| Hole diameter | 1.3 mm |
| Screw thread | M 3 |
| Tightening torque, min | 0.5 Nm |

Technical data

| | |
|------------------------------------|---|
| Insulating material group | I |
| Rated surge voltage (III/3) | 4 kV |
| Rated surge voltage (III/2) | 4 kV |
| Rated surge voltage (II/2) | 4 kV |
| Rated voltage (III/2) | 320 V |
| Rated voltage (II/2) | 630 V |
| Connection in acc. with standard | EN-VDE |
| Nominal current I_N | 32 A |
| Nominal voltage U_N | 250 V |
| Nominal cross section | 4 mm ² |
| Maximum load current | 32 A (current values dependent on no. of pos., dimensioning of printed circuits, and ambient temperature) |
| Insulating material | PA |
| Inflammability class acc. to UL 94 | V0 |
| Internal cylindrical gage | A3 / B3 |
| Stripping length | 6.5 mm |

Connection data

| | |
|--|---------------------|
| Conductor cross section solid min. | 0.5 mm ² |
| Conductor cross section solid max. | 4 mm ² |
| Conductor cross section stranded min. | 0.5 mm ² |
| Conductor cross section stranded max. | 4 mm ² |
| Conductor cross section stranded, with ferrule without plastic sleeve min. | 0.5 mm ² |
| Conductor cross section stranded, with ferrule without plastic sleeve max. | 2.5 mm ² |
| Conductor cross section stranded, with ferrule with plastic sleeve min. | 0.5 mm ² |

| | |
|---|---|
| Conductor cross section stranded, with ferrule with plastic sleeve max. | 2.5 mm ² |
| Conductor cross section AWG/kcmil min. | 20 |
| Conductor cross section AWG/kcmil max | 10 |
| 2 conductors with same cross section, solid min. | 0.5 mm ² |
| 2 conductors with same cross section, solid max. | 1.5 mm ² |
| 2 conductors with same cross section, stranded min. | 0.5 mm ² |
| 2 conductors with same cross section, stranded max. | 1.5 mm ² |
| 2 conductors with same cross section, stranded, ferrules without plastic sleeve, min. | 0.5 mm ² |
| 2 conductors with same cross section, stranded, ferrules without plastic sleeve, max. | 0.75 mm ² The technical data regarding clamping with ferrules applies only when using crimping pliers ZA 3. When using ferrules, it is necessary to take into account possible restrictions regarding nominal voltage. |
| 2 conductors with same cross section, stranded, TWIN ferrules with plastic sleeve, min. | 0.5 mm ² |
| 2 conductors with same cross section, stranded, TWIN ferrules with plastic sleeve, max. | 1.5 mm ² The technical data regarding clamping with ferrules applies only when using crimping pliers ZA 3. When using ferrules, it is necessary to take into account possible restrictions regarding nominal voltage. |

Certificates / Approvals

Approval logo



CUL

| | |
|--------------------------------|-------|
| Nominal voltage U _N | 300 V |
| Nominal current I _N | 20 A |
| AWG/kcmil | 20-12 |

UL

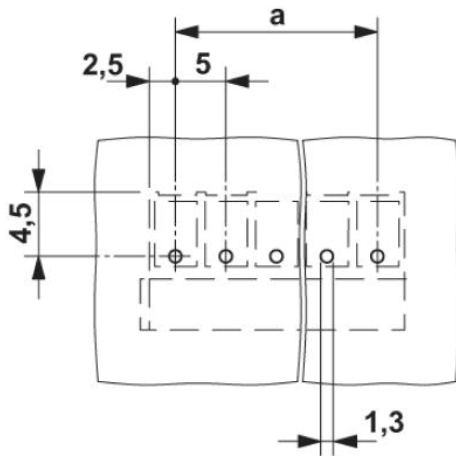
| | |
|--------------------------------|---------|
| Nominal voltage U _N | 300 V |
| Nominal current I _N | 20 A |
| AWG/kcmil | 20-12 |
| Certification | CUL, UL |

Accessories

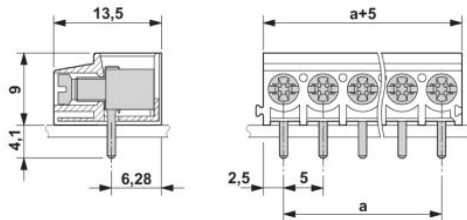
| Item | Designation | Description |
|----------------|-----------------------|--|
| Marking | | |
| 0804183 | SK 5/3,8:FORTL.ZAHLEN | Marker card, printed horizontally, self-adhesive, 12 identical decades marked 1-10, 11-20 etc. up to 91-(99)100, sufficient for 120 terminal blocks |
| Tools | | |
| 1205053 | SZS 0,6X3,5 | Screwdriver, bladed, matches all screw terminal blocks up to 4.0 mm ² connection cross section, blade: 0.6 x 3.5 mm, without VDE approval |

Drawings

Drilling diagram



Dimensioned drawing



The illustration shows the 5-pos. version