


# UK 6 N BU


Order No.: 3004977



<http://eshop.phoenixcontact.de/phoenix/treeViewClick.do?UID=3004977>


Feed-through modular terminal block, Connection method: Screw connection, Cross section: 0.2 mm<sup>2</sup> - 10 mm<sup>2</sup>, AWG 24 - 8, Width: 8.2 mm, Color: blue, Mounting type: NS 35/7.5, NS 35/15



Commercial data	
GTIN (EAN)	 4 017918 090968
sales group	A000
Pack	50 pcs.
Customs tariff	85369010
Catalog page information	Page 408 (CL1-2011)

**Product notes**

WEEE/RoHS-compliant since: 01/01/2003



<http://www.download.phoenixcontact.com>  
 Please note that the data given here has been taken from the online catalog. For comprehensive information and data, please refer to the user documentation. The General Terms and Conditions of Use apply to Internet downloads.

Technical data	
<b>General</b>	
Number of levels	1

Number of connections	2
Color	blue
Insulating material	PA
Inflammability class acc. to UL 94	V0

**Dimensions**

Width	8.2 mm
Length	42.5 mm
Height NS 35/7.5	47 mm
Height NS 35/15	54.5 mm
Height NS 32	52 mm

**Technical data**

Maximum load current	57 A (with 10 mm <sup>2</sup> conductor cross section)
Rated surge voltage	8 kV
Pollution degree	3
Surge voltage category	III
Insulating material group	I
Connection in acc. with standard	IEC 60947-7-1
Nominal current I <sub>N</sub>	41 A
Nominal voltage U <sub>N</sub>	800 V
Open side panel	ja

**Connection data**

Conductor cross section solid min.	0.2 mm <sup>2</sup>
Conductor cross section solid max.	10 mm <sup>2</sup>
Conductor cross section stranded min.	0.2 mm <sup>2</sup>
Conductor cross section stranded max.	6 mm <sup>2</sup>
Conductor cross section AWG/kcmil min.	24
Conductor cross section AWG/kcmil max	8
Conductor cross section stranded, with ferrule without plastic sleeve min.	0.25 mm <sup>2</sup>
Conductor cross section stranded, with ferrule without plastic sleeve max.	6 mm <sup>2</sup>
Conductor cross section stranded, with ferrule with plastic sleeve min.	0.25 mm <sup>2</sup>
Conductor cross section stranded, with ferrule with plastic sleeve max.	6 mm <sup>2</sup>

2 conductors with same cross section, solid min.	0.2 mm <sup>2</sup>
2 conductors with same cross section, solid max.	2.5 mm <sup>2</sup>
2 conductors with same cross section, stranded min.	0.2 mm <sup>2</sup>
2 conductors with same cross section, stranded max.	2.5 mm <sup>2</sup>
2 conductors with same cross section, stranded, TWIN ferrules with plastic sleeve, min.	0.5 mm <sup>2</sup>
2 conductors with same cross section, stranded, TWIN ferrules with plastic sleeve, max.	4 mm <sup>2</sup>
2 conductors with same cross section, stranded, ferrules without plastic sleeve, min.	0.25 mm <sup>2</sup>
2 conductors with same cross section, stranded, ferrules without plastic sleeve, max.	1.5 mm <sup>2</sup>
Cross-section with insertion bridge, solid max.	4 mm <sup>2</sup>
Cross-section with insertion bridge, stranded max.	4 mm <sup>2</sup>
Connection method	Screw connection
Stripping length	10 mm
Internal cylindrical gage	A5
Screw thread	M4
Tightening torque, min	1.5 Nm
Tightening torque max	1.8 Nm

**Certificates / Approvals**



Certification CCA, CSA, CUL, DNV, GL, GOST, KEMA, UL

Certification Ex: FM, GL-EX, IECEx, KEMA-EX

**Accessories**

Item	Designation	Description
<b>Assembly</b>		
3003224	ATP-UK	Partition plate, Length: 56 mm, Width: 1.5 mm, Height: 59 mm, Color: gray

3022218	CLIPFIX 35	Snap-on end bracket, for 35 mm NS 35/7.5 or NS 35/15 DIN rail, can be fitted with Zack strip ZB 8 and ZB 8/27, terminal strip marker KLM 2 and KLM, width: 9.5 mm, color: gray
3003020	D-UK 4/10	End cover, Length: 42.5 mm, Width: 1.8 mm, Height: 35.9 mm, Color: gray
3003101	D-UK 4/10 BU	End cover, Length: 42.5 mm, Width: 1.8 mm, Height: 47 mm, Color: blue
1201442	E/UK	End clamp, for assembly on NS 32 or NS 35/7.5 DIN rail
1024014	EA 5	Single covers, color: transparent
1024085	EA 5-WS	Single covers, for covering one terminal block, with black symbol (lightning flash) snap fit, color: transparent/yellow
1201028	NS 32 AL UNPERF 2000MM	G rail 32 mm (NS 32)
1201280	NS 32 CU/120QMM UNPERF 2000MM	G-profile DIN rail, deep-drawn, material: Copper, unperforated, height 15 mm, width 32 mm, length 2 m
1201358	NS 32 CU/35QMM UNPERF 2000MM	G-profile DIN rail, material: Copper, unperforated, height 15 mm, width 32 mm, length 2 m
1201002	NS 32 PERF 2000MM	G-profile DIN rail, material: Steel, perforated, height 15 mm, width 32 mm, length 2 m
1201015	NS 32 UNPERF 2000MM	G-profile DIN rail, material: Steel, unperforated, height 15 mm, width 32 mm, length 2 m
0801762	NS 35/ 7,5 CU UNPERF 2000MM	DIN rail, material: Copper, unperforated, height 7.5 mm, width 35 mm, length: 2 m
0801733	NS 35/ 7,5 PERF 2000MM	DIN rail, material: Steel, galvanized and passivated with a thick layer, perforated, height 7.5 mm, width 35 mm, length: 2 m
0801681	NS 35/ 7,5 UNPERF 2000MM	DIN rail, material: Steel, unperforated, height 7.5 mm, width 35 mm, length: 2 m
1201756	NS 35/15 AL UNPERF 2000MM	DIN rail, deep-drawn, high profile, unperforated, 1.5 mm thick, material: Aluminum, height 15 mm, width 35 mm, length 2 m
1201895	NS 35/15 CU UNPERF 2000MM	DIN rail, material: Copper, unperforated, 1.5 mm thick, height 15 mm, width 35 mm, length: 2 m
1201730	NS 35/15 PERF 2000MM	DIN rail, material: Steel, perforated, height 15 mm, width 35 mm, length: 2 m
1201714	NS 35/15 UNPERF 2000MM	DIN rail, material: Steel, unperforated, height 15 mm, width 35 mm, length: 2 m
1201798	NS 35/15-2,3 UNPERF 2000MM	DIN rail, material: Steel, unperforated, 2.3 mm thick, height 15 mm, width 35 mm, length: 2 m
1302215	TS-K	Separating plate, Length: 22 mm, Height: 22 mm, Color: gray

**Bridges**

0202154	EB 2- 8	Insertion bridge, Number of positions: 2, Color: gray
0202141	EB 3- 8	Insertion bridge, Number of positions: 3, Color: gray
0202138	EB 10- 8	Insertion bridge, Number of positions: 10, Color: gray

3029224	FB 2- 8-EX	Fixed bridge, Number of positions: 2, Color: silver
0202167	FB 3- 8	Fixed bridge, Number of positions: 3, Color: silver
0202183	FB 4- 8	Fixed bridge, Number of positions: 4, Color: silver
0202170	FB 10- 8	Fixed bridge, Number of positions: 10, Color: silver
3003185	FB 10- 8-EX	Fixed bridge, Number of positions: 10, Color: silver
0200020	FBI 2- 8	Fixed bridge, Number of positions: 2, Color: silver
0200059	FBI 3- 8	Fixed bridge, Number of positions: 3, Color: silver
0200046	FBI 4- 8	Fixed bridge, Number of positions: 4, Color: silver
0203263	FBI 10- 8	Fixed bridge, Number of positions: 10, Color: silver
1303337	IS-K 10	Bridge bar isolator, Color: gray
0301534	ISSBI 10- 8	Bridge bar isolator, Number of positions: 10, Color: silver
0200062	SB 2- 8/13 N	Switching jumper, Color: silver

**Marking**

1007235	SBS 8:UNBEDRUCKT	Marker cards for modular terminal blocks, color: white
1004128	WS 3- 8	Warning plate, with 2 plastic screws, across 3 terminal blocks, pitch 8 mm
1004212	WS 4- 8	Warning plate, with 2 plastic screws, across 4 terminal blocks, pitch 8 mm
1004416	WS 5- 8	Warning plate, with 2 plastic screws, across 5 terminal blocks, pitch 8 mm
1050512	ZB 8:SO/CMS	Zack strip, 10-section, divisible, special printing, marking according to customer requirements

**Plug/Adapter**

0311540	KSS 8	Short-circuit connector, Number of positions: 2, Color: black
0311647	PS-MT	Test plugs
0303299	PSB 4/7/6	Female test connector, Color: silver
0303406	PSBJ 4/15/6 BK	Female test connector, Color: black
0303354	PSBJ 4/15/6 BU	Female test connector, Color: blue
0303419	PSBJ 4/15/6 FARBLOS	Female test connector, Color: transparent
0303370	PSBJ 4/15/6 GN	Female test connector, Color: green
0303396	PSBJ 4/15/6 GY	Female test connector, Color: gray
0303325	PSBJ 4/15/6 RD	Female test connector, Color: red
0303383	PSBJ 4/15/6 VT	Female test connector, Color: violet
0303312	PSBJ 4/15/6 WH	Female test connector, Color: white
0303367	PSBJ 4/15/6 YE	Female test connector, Color: yellow

**Diagrams/Drawings**

Circuit diagram

---



**Address**

PHOENIX CONTACT Inc., USA  
586 Fulling Mill Road  
Middletown, PA 17057, USA  
Phone (800) 888-7388  
Fax (717) 944-1625  
<http://www.phoenixcon.com>



© 2011 Phoenix Contact  
Technical modifications reserved;