

UT 35


Order No.: 3044225



<http://eshop.phoenixcontact.de/phoenix/treeViewClick.do?UID=3044225>


Feed-through modular terminal block, Connection method: Screw connection, Screw connection, Cross section: 1.5 mm² - 50 mm², AWG 16 - 1/0, Width: 16 mm, Color: gray, Mounting type: NS 35/7.5, NS 35/15



Commercial data	
GTIN (EAN)	
sales group	A800
Pack	50 pcs.
Customs tariff	85369010
Catalog page information	Page 29 (CL1-2011)

Product notes

WEEE/RoHS-compliant since: 01/01/2003



<http://www.download.phoenixcontact.com>
 Please note that the data given here has been taken from the online catalog. For comprehensive information and data, please refer to the user documentation. The General Terms and Conditions of Use apply to Internet downloads.

Technical data	
General	
Number of levels	1
Number of connections	2
Color	gray

Insulating material	PA
Inflammability class acc. to UL 94	V0

Dimensions

Width	16 mm
Length	60.2 mm
Height NS 35/7.5	65.7 mm
Height NS 35/15	73.2 mm

Technical data

Maximum load current	150 A (with 50 mm ² conductor cross section)
Rated surge voltage	8 kV
Pollution degree	3
Surge voltage category	III
Insulating material group	I
Connection in acc. with standard	IEC 60947-7-1
Nominal current I _N	125 A
Nominal voltage U _N	1000 V
Open side panel	nein

Connection data

Note	Note: Product releases, connection cross sections and notes on connecting aluminum cables can be found in the download area.
Conductor cross section solid min.	1.5 mm ²
Conductor cross section solid max.	50 mm ²
Conductor cross section stranded min.	1.5 mm ²
Conductor cross section stranded max.	50 mm ²
Conductor cross section AWG/kcmil min.	16
Conductor cross section AWG/kcmil max	1/0
Conductor cross section stranded, with ferrule without plastic sleeve min.	1.5 mm ²
Conductor cross section stranded, with ferrule without plastic sleeve max.	35 mm ²
Conductor cross section stranded, with ferrule with plastic sleeve min.	1.5 mm ²
Conductor cross section stranded, with ferrule with plastic sleeve max.	35 mm ²
2 conductors with same cross section, solid min.	1.5 mm ²
2 conductors with same cross section, solid max.	16 mm ²

2 conductors with same cross section, stranded min.	1.5 mm ²
2 conductors with same cross section, stranded max.	10 mm ²
2 conductors with same cross section, stranded, TWIN ferrules with plastic sleeve, min.	1.5 mm ²
2 conductors with same cross section, stranded, TWIN ferrules with plastic sleeve, max.	10 mm ²
2 conductors with same cross section, stranded, ferrules without plastic sleeve, min.	1.5 mm ²
2 conductors with same cross section, stranded, ferrules without plastic sleeve, max.	10 mm ²
Connection method	Screw connection
Stripping length	18 mm
Internal cylindrical gage	B9
Screw thread	M6
Tightening torque, min	3.2 Nm
Tightening torque max	3.7 Nm

Certificates / Approvals



Certification CB, CSA, CUL, GL, GOST, UL, VDE-PZI

Certification Ex: IECEX, KEMA-EX

Accessories

Item	Designation	Description
Assembly		
0801762	NS 35/ 7,5 CU UNPERF 2000MM	DIN rail, material: Copper, unperforated, height 7.5 mm, width 35 mm, length: 2 m
1207640	NS 35/ 7,5 PERF 755MM	NS 35 DIN rail, height 7.5 mm, length 755 mm
1207653	NS 35/ 7,5 PERF 955MM	NS35 DIN rail, height 7.5 mm, length 955 mm
1207666	NS 35/ 7,5 PERF 1155MM	NS 35 DIN rail, height 7.5 mm, length 1155 mm
0801733	NS 35/ 7,5 PERF 2000MM	DIN rail, material: Steel, galvanized and passivated with a thick layer, perforated, height 7.5 mm, width 35 mm, length: 2 m

0801681	NS 35/ 7,5 UNPERF 2000MM	DIN rail, material: Steel, unperforated, height 7.5 mm, width 35 mm, length: 2 m
1201756	NS 35/15 AL UNPERF 2000MM	DIN rail, deep-drawn, high profile, unperforated, 1.5 mm thick, material: Aluminum, height 15 mm, width 35 mm, length 2 m
1201895	NS 35/15 CU UNPERF 2000MM	DIN rail, material: Copper, unperforated, 1.5 mm thick, height 15 mm, width 35 mm, length: 2 m
1207679	NS 35/15 PERF 755MM	NS 35 DIN rail, perforated, height 15 mm, length 755 mm
1207682	NS 35/15 PERF 955MM	NS 35 DIN rail, perforated, height 15 mm, length 955 mm
1207695	NS 35/15 PERF 1155MM	NS 35 DIN rail, perforated, height 15 mm, length 1155 mm
1201730	NS 35/15 PERF 2000MM	DIN rail, material: Steel, perforated, height 15 mm, width 35 mm, length: 2 m
1201714	NS 35/15 UNPERF 2000MM	DIN rail, material: Steel, unperforated, height 15 mm, width 35 mm, length: 2 m
1201798	NS 35/15-2,3 UNPERF 2000MM	DIN rail, material: Steel, unperforated, 2.3 mm thick, height 15 mm, width 35 mm, length: 2 m
0706647	TPNS-UK	Separating plate, Length: 80 mm, Width: 2 mm, Height: 70 mm, Color: gray

Bridges

3005963	FBS 2-16	Plug-in bridge, Number of positions: 2, Color: red
3047277	RB UT 35-(2,5/4)	Reducing bridge, Number of positions: 2, Color: red

General

3047138	AGK 4-UT 35	Pick-off terminal block, Width: 8.2 mm, Height: 34.7 mm, Color: gray
3047280	RB UT 35-ST(2,5/4)	Reducing bridge, Number of positions: 2, Color: red

Marking

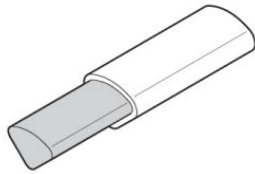
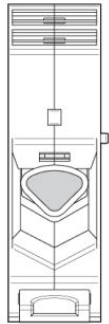
3047387	WS UT 35	Warning sign for UT terminal blocks
0811228	X-PEN 0,35	Marker pen without ink cartridge, for manual labeling of markers, labeling extremely wipe-proof, line thickness 0.35 mm
0811998	ZB 15,LGS:L1-N,PE	Zack marker strip, printed horizontally: 5-section, L1, L2, L3, N, PE, color: White
0811985	ZB 15:SO/CMS	Zack marker strip, 5-section, divisible, special printing, marking according to customer requirements
0811972	ZB 15:UNBEDRUCKT	Zack marker strip, unprinted: 5-section, for individual labeling with M-PEN, ZB-T or CMS system, sufficient for 100 terminal blocks, for a terminal width of 15 mm, color: White

Diagrams/Drawings

Circuit diagram



Schematic diagram



Connecting aluminum cables. Further notes can be found in the download area

Address

PHOENIX CONTACT Inc., USA
586 Fulling Mill Road
Middletown, PA 17057, USA
Phone (800) 888-7388
Fax (717) 944-1625
<http://www.phoenixcon.com>



© 2011 Phoenix Contact
Technical modifications reserved;