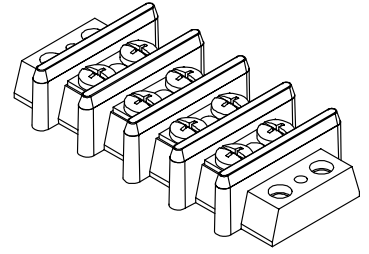
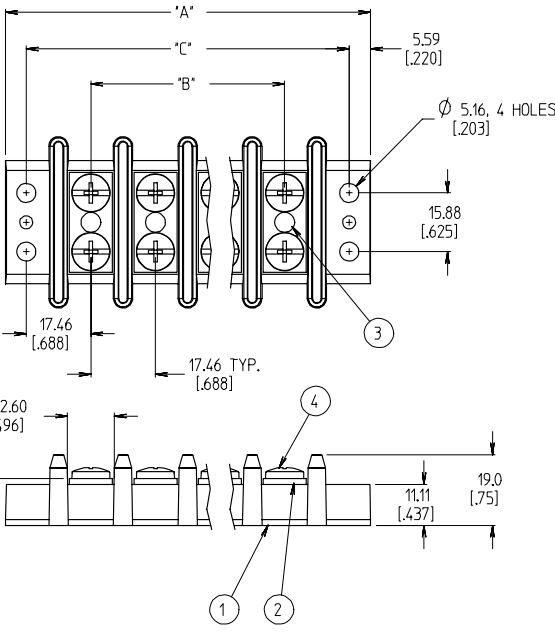


QTY. OF CIRC. 'XX'	DM. 'A'	DM. 'B'	DM. 'C'	ASSEMBLY MATERIAL # (STANDARD)	ASSEMBLY MATERIAL # (-58 OPTION)
02	63.6 [2.50]	17.46 [.688]	52.39 [2.063]	38280-0102	38280-0402
03	81.0 [3.19]	34.93 [1.375]	69.85 [2.750]	38280-0103	38280-0403
04	98.5 [3.88]	52.39 [2.063]	87.31 [3.438]	38280-0104	38280-0404
05	116.0 [4.57]	69.85 [2.750]	104.78 [4.125]	38280-0105	38280-0405
06	133.4 [5.25]	87.31 [3.438]	122.24 [4.813]	38280-0106	38280-0406
07	150.9 [5.94]	104.78 [4.125]	139.70 [5.500]	38280-0107	38280-0407
08	168.3 [6.63]	122.24 [4.813]	157.16 [6.188]	38280-0108	38280-0408
09	185.8 [7.32]	139.70 [5.500]	174.63 [6.875]	38280-0109	38280-0409
10	203.3 [8.00]	157.16 [6.188]	192.09 [7.563]	38280-0110	38280-0410
11	220.7 [8.69]	174.63 [6.875]	209.55 [8.250]	38280-0111	38280-0411
12	238.2 [9.38]	192.09 [7.563]	227.01 [8.938]	38280-0112	38280-0412



4 CIRCUIT SHOWN

- NOTES:
1. MATERIAL: SEE TABLE
 2. FINISHES: SEE TABLE
 3. PRODUCT SPECIFICATION: NOT REQUIRED
 4. PACKAGING: NOT REQUIRED
 5. MATES WITH: NONE
 6. 'XX' REFERS TO THE QUANTITY OF CIRCUITS.
 7. -58 OPTION: DO NOT SUPPLY SCREWS.
 8. INCH DIMENSIONS ARE SHOWN IN BRACKETS [XXX].
 9. ALL COMPONENTS ARE ROHS COMPLIANT.

ITEM	QTY	DESCRIPTION	MATERIAL	FINISH
4	XX*2	SCREW, #10-32, DOG PNT, PHIL-SLOT	BRASS	NICKEL
3	XX	RIVET, SEMI-TUBE	BRASS	ZN, CLEAR CHROMATE
2	XX	TERMINAL, EYELET, TWIN	BRASS	BRIGHT NICKEL
1	1	INSULATOR, DR, AS MOLDED	PHENOLIC	BLACK

ADD'D -58 OPTION EC NO: ETC2006-0510 DRAWN BY: DRWNEHLE 2006/06/22 CHK'D BY: CHYKORROSS 2006/07/13 APPR: JMACNELL 2006/07/13	QUALITY SYMBOLS ▽=0 ▽=0	GENERAL TOLERANCES (UNLESS SPECIFIED)		DIMENSION STYLE MM/IN		SCALE 1:1	DESIGN UNITS INCH	THIRD ANGLE PROJECTION
		4 PLACES ± --- ±.0015 3 PLACES ± 0.038 ±.005 2 PLACES ± 0.13 ±.01 1 PLACE ± 0.3 ± --- ANGULAR ± 2 °	DRAWN BY R. KEMP 2003/05/09	DATE 2003/05/09	TITLE 17.46MM [.688] DR BTS, PHENOLIC ASSY			
DRAFT WHERE APPLICABLE MUST REMAIN WITHIN DIMENSIONS		CHECKED BY R. STONE 2003/05/12	DATE 2003/05/12	APPROVED BY P. WALTZ 2003/05/13		DATE 2003/05/13	MOLEX INCORPORATED	
SEE CHART		MATERIAL NO.		DOCUMENT NO. SD-38280-001		STEEL NO. 1 OF 1		
THIS DRAWING CONTAINS INFORMATION THAT IS PROPRIETARY TO MOLEX INCORPORATED AND SHOULD NOT BE USED WITHOUT WRITTEN PERMISSION								

Beau® Barrier Strips Single Row Tri-barrier Terminal Strips



Features and Benefits

- Robust and durable welded construction
- Wide variety of screw and terminal options
- Tri-barrier construction prevents shorting


Reference Information

UL File No.: E48521
UL Guide No.: XCFR2
CSA File No.: 025562

Screw Only	Insulated Solder	Insulated PC	Centerline PC	Solder Turret	Centerline Wire Wrap	Centerline Right Angle PC	Insulated Fast On	Offset PC	Offset Wire Wrap	Right Angle PC	Offset Right Angle PC
All	38720 38730	38720 38730	38630 38720 38730	38630 38720 38730 38631 38721 38731	38631 38721 38731 38741	38721 38731	38721 38731	38600 38660 38690 38700 38750 38704/38705	38691 38701 38751 38704/38705	38691	38751 38704/38705

Circuits	Series	Pitch	Current	Voltage	Wire Range AWG	Lead-free
2-32	38600	6.35 (.250)	10.0A	300V	18-22	Yes
2-15		12.70 (.500)	45.0A	600V	8-18	
2-30	38690/38691	8.25 (.325)	20.0A	300V	12-22	
2-26	38750/38751/38752	9.52 (.375)	25.0A		12-24	
2-16	38634	11.12 (.438)		20.0A	600V	
2-12	38704/38705	8.25 (.325)	25.0A			
2-16	38724/38725	9.52 (.375)	25.0A	300V	12-24	
2-12	38734/38735	11.12 (.438)	30.0A		10-24	

Dual-level Barrier Terminal Strips

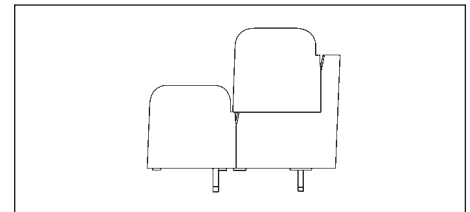


Features and Benefits

- Robust and durable welded construction
- Low profile, high density

Reference Information

UL File No.: E48521
UL Guide No.: XCFR2
CSA File No.: 025562



Circuits	Series	Pitch	Current	Voltage	Wire Range AWG	Lead-free
4-24	38706	8.25 (.325)	20.0A	300V	12-22	Yes

Double Row Barrier Terminal Strips



Features and Benefits

- Wide variety of options
- Snap-on covers
- Robust and reliable
- Closed bottom or feed-through

Reference Information

UL File No.: E48521
UL Guide No.: XCFR2
CSA File No.: 025562

Screw Terminal	One-Sided Solder	Two-Sided Solder	Short Solder	Short PC	Long Solder	Long PC	Wire Wrap
All	38210 38760 38770	38210 38760 38770	All	38760 38770	38210 38760 38770 38780	38760 38770 38780	38760 38770 38780

Circuits	Series	Pitch	Current	Voltage	Wire Range AWG	Lead-free
2-26	38210	14.30 (.563)	30.0A	300V	10-18	Yes
2-12	38280	17.47 (.688)	50.0A		6-18	
2-30	38760	9.52 (.375)	20.0A		12-24	
	38770					
2-15	38780	11.12 (.438)	30.0A	600V		
	38221	14.30 (.563)				