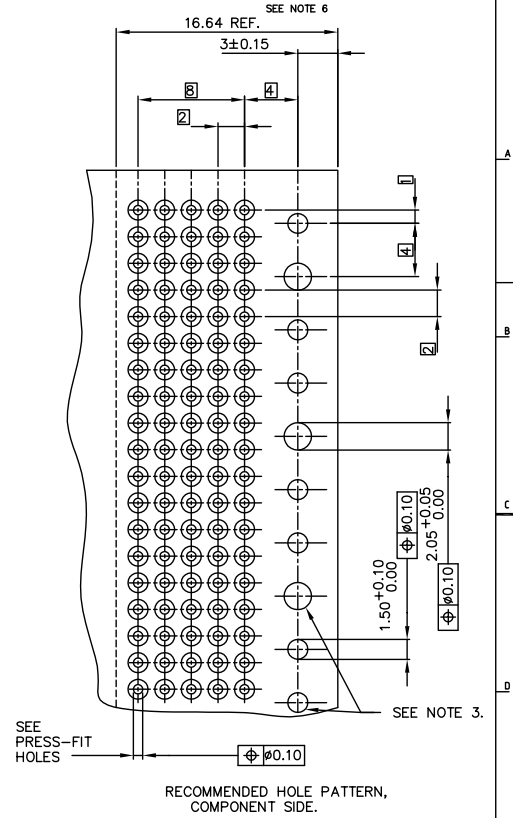
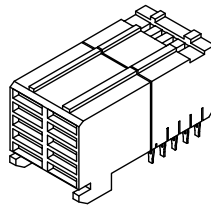
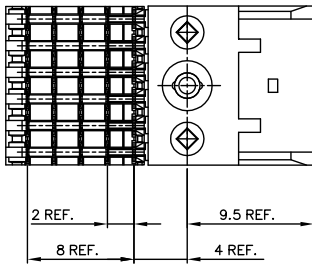
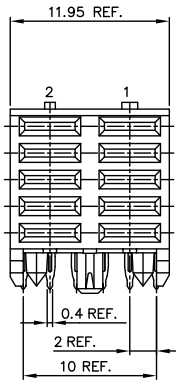
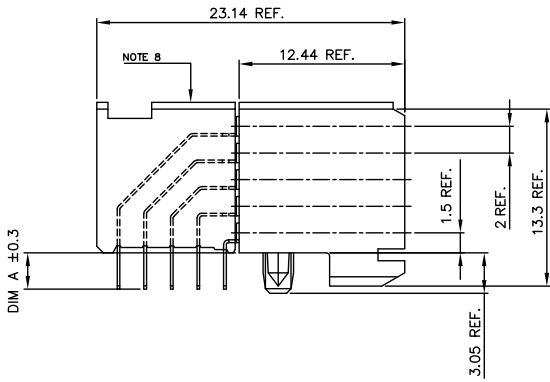


PC BOARD VERSIONS		
PRODUCT NR	PCB THICKNESS	DIM A
89096-X02	1.6	2.90
89096-X12	2.4	3.53
89096-X02LF	1.6	2.90
89096-X12LF	2.4	3.53

PRESS-FIT HOLES	
HOLE DIAMETER	
AFTER PLATING	0.65-0.80
DRILLED HOLE	0.81-0.86
COPPER PLATING	0.025 MIN.
SnPb PLATING	0.005-0.015



- NOTES:
- BODY MAT'L: LIQUID CRYSTAL POLYMER 30% GLASS
FLAME RETARDANT ACC. UL 94-V0
 - TERMINAL MATERIAL: PHOSPHOR BRONZE.
 - INDICATED HOLES ARE UNPLATED.
 - PLATING OF COMPLIANT SECTIONS 0.5-1.5 um SnPb 85-97
IF THE PART NUMBER WAS ADDED A SUFFIX "LF", SO THE
PLATING OF COMPLIANT SECTIONS 0.5-1.5 um PURE Sn.
 - PRODUCT MARKING: PART NUMBER & BATCH ID.
 - SET BACK FOR PRESS BLOCK
 - SEE TA-941 FOR -XY2 APPLICATION TOOLING
 - TOP SURFACE OF PRESS BLOCK MAY EXTEND UP TO 0.4MM
HIGHER THAN HOUSING. THIS MAY AFFECT THE TAIL LENGTH
BEFORE APPLICATION TO A BOARD.
 - THIS PRODUCT MEETS EUROPEAN UNION DIRECTIVES AND OTHER
COUNTRY REGULATIONS AS DESCRIBED IN GS-22-008.
 - THE HOUSING WILL WITHSTAND EXPOSURE TO 260 DEGREE PEAK
TEMPERATURE FOR 10 SECOND IN A WAVE SOLDER APPLICATION.

PLATING CONTACT AREA:	
DASH NR:	PERFORMANCE LEVEL
-1YY	TELCORDIA CO
-2YY	CUSTOMER SPECIAL
-3YY	CUSTOMER SPECIAL
-9YY	TELCORDIA CO
-1YYLF	TELCORDIA CO
-2YYLF	CUSTOMER SPECIAL
-3YYLF	CUSTOMER SPECIAL
-9YYLF	TELCORDIA CO

maFL code		tolerances unless otherwise specified		CUSTOMER COPY		ELECTRONICS	
ltr	ecrn no	dr	date	linear	projection	title	www.falconnet.com
H	0000-070	TER	18/21/08			2/1/04	
C	H50862	RVI	951103	angles		RA PF 12mm ASSEMBLY	
D	H60484	RVI	960731	dr	H v Woansel	product family	code
E	V00850	DRY	000512	length	H v Woansel	NETRAL (tm)	213
F	0004-006	CLU	041201	chr	E Feljan	scale	sheet
G	0007-040	Cent	11/15/07	app	H v Woansel	5:1	1 of 1
sheet	revision	H					
index	sheet	1					

PDM: Rev:H STATUS Released Printed: Jul 29, 2010