



Micro Commercial Components

Micro Commercial Components
20736 Marilla Street Chatsworth
CA 91311
Phone: (818) 701-4933
Fax: (818) 701-4939

Features

- Through Hole Package
- 150°C Junction Temperature
- Case Material: Molded Plastic. UL Flammability Classification Rating 94V-0 and MSL rating 1
- Marking: Type Number
- Lead Free Finish/Rohs Compliant) ("P" Suffix designates Compliant. See ordering information)

Mechanical Data

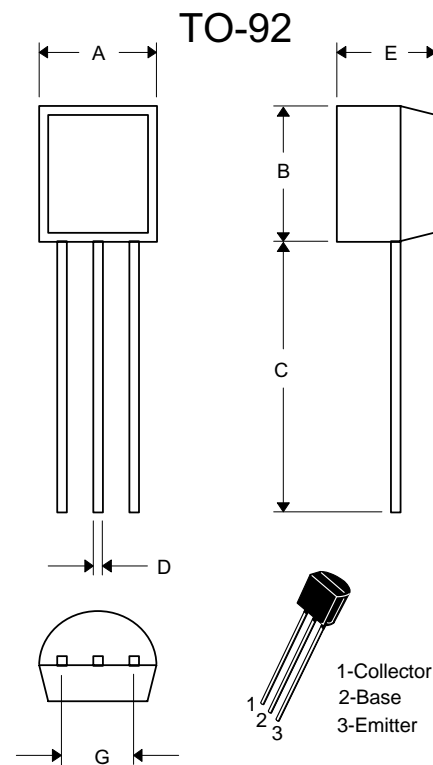
- Case: TO-92, Molded Plastic
- Polarity: indicated as below.

Maximum Ratings @ 25°C Unless Otherwise Specified

Charateristic	Symbol	Value	Unit
Collector-Emitter Voltage	BC546	65	V
	BC547	45	
	BC548	30	
Collector-Base Voltage	BC546	80	V
	BC547	50	
	BC548	30	
Emitter-Base Voltage	V_{EBO}	6.0	V
Collector Current(DC)	I_C	100	mA
Power Dissipation@ $T_A=25^\circ\text{C}$	P_d	625	mW
		5.0	mW/°C
Power Dissipation@ $T_C=25^\circ\text{C}$	P_d	1.5	W
		12	mW/°C
Thermal Resistance, Junction to Ambient Air	$R_{\theta JA}$	200	°C/W
Thermal Resistance, Junction to Case	$R_{\theta JC}$	83.3	°C/W
Operating & Storage Temperature	T_j, T_{STG}	-55~150	°C

BC546B BC547A/B/C BC548A/B/C

NPN Silicon Amplifier Transistor 625mW



DIM	DIMENSIONS				NOTE
	INCHES		MM		
	MIN	MAX	MIN	MAX	
A	.170	.190	4.33	4.83	
B	.170	.190	4.30	4.83	
C	.550	.590	13.97	14.97	
D	.010	.020	0.36	0.56	
E	.130	.160	3.30	3.96	
G	.096	.104	2.44	2.64	

www.mccsemi.com

BC546 thru BC548C



Micro Commercial Components

ELECTRICAL CHARACTERISTICS (T_A = 25°C unless otherwise noted)

Characteristic	Symbol	Min	Typ	Max	Unit	
OFF CHARACTERISTICS						
Collector–Emitter Breakdown Voltage (I _C = 1.0 mA, I _B = 0)	BC546 BC547 BC548	V _{(BR)CEO}	65 45 30	— — —	— — —	V
Collector–Base Breakdown Voltage (I _C = 100 μA _{dc})	BC546 BC547 BC548	V _{(BR)CBO}	80 50 30	— — —	— — —	V
Emitter–Base Breakdown Voltage (I _E = 10 μA, I _C = 0)	BC546 BC547 BC548	V _{(BR)EBO}	6.0 6.0 6.0	— — —	— — —	V

ON CHARACTERISTICS

DC Current Gain (I _C = 10 μA, V _{CE} = 5.0 V)	BC547A/548A BC546B/547B/548B BC548C	h _{FE}	— — —	90 150 270	— — —	—
(I _C = 2.0 mA, V _{CE} = 5.0 V)	BC547A/548A BC546B/547B/548B BC547C/BC548C		110 200 420	180 290 520	220 450 800	
(I _C = 100 mA, V _{CE} = 5.0 V)	BC547A/548A BC546B/547B/548B BC548C		— — —	120 180 300	— — —	
Collector–Emitter Saturation Voltage (I _C = 100 mA, I _B = 5.0 mA)		V _{CE(sat)}	—	—	0.3	V
Base–Emitter Saturation Voltage (I _C = 100 mA, I _B = 5.0 mA)		V _{BE(sat)}	—	—	1.0	V
Base–Emitter On Voltage (I _C = 2.0 mA, V _{CE} = 5.0 V) (I _C = 10 mA, V _{CE} = 5.0 V)		V _{BE(on)}	0.55 —	— —	0.7 0.77	V

SMALL–SIGNAL CHARACTERISTICS

Current–Gain — Bandwidth Product (I _C = 10 mA, V _{CE} = 5.0 V, f = 100 MHz)	BC546 BC547 BC548	f _T	150 150 150	300 300 300	— — —	MHz
Output Capacitance (V _{CB} = 10 V, I _C = 0, f = 1.0 MHz)		C _{obo}	—	1.7	4.5	pF
Input Capacitance (V _{EB} = 0.5 V, I _C = 0, f = 1.0 MHz)		C _{ibo}	—	10	—	pF
Small–Signal Current Gain (I _C = 2.0 mA, V _{CE} = 5.0 V, f = 1.0 kHz)	BC547A/548A BC546B/547B/548B BC547C/548C	h _{fe}	125 240 450	220 330 600	260 500 900	—
Noise Figure (I _C = 0.2 mA, V _{CE} = 5.0 V, R _S = 2 kΩ, f = 1.0 kHz, Δf = 200 Hz)	BC546 BC547 BC548	NF	— — —	2.0 2.0 2.0	10 10 10	dB

www.mccsemi.com

BC546 thru BC548C

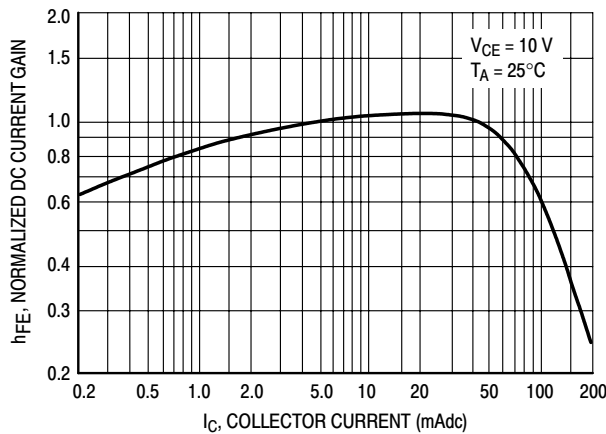


Figure 1. Normalized DC Current Gain

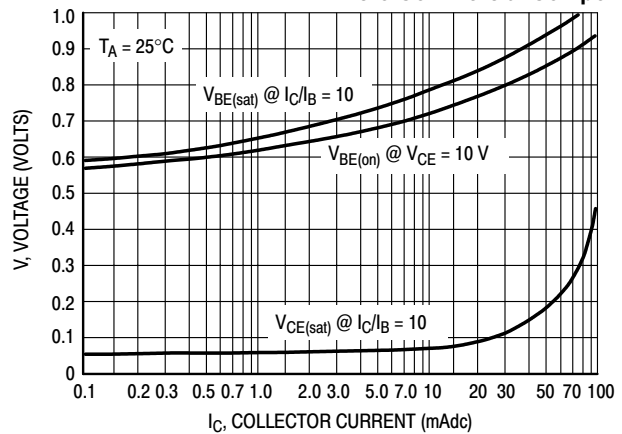


Figure 2. "Saturation" and "On" Voltages

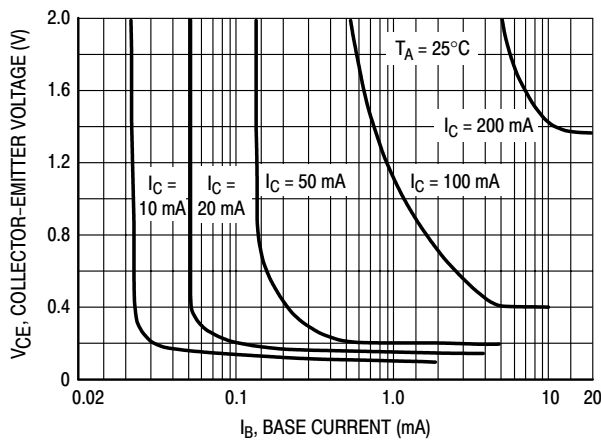


Figure 3. Collector Saturation Region

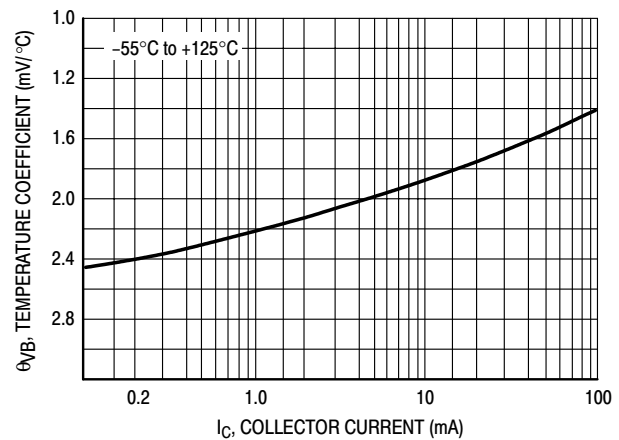


Figure 4. Base-Emitter Temperature Coefficient

BC547/BC548

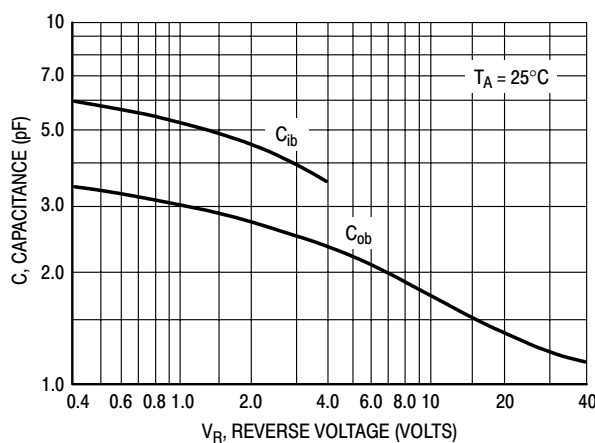


Figure 5. Capacitances

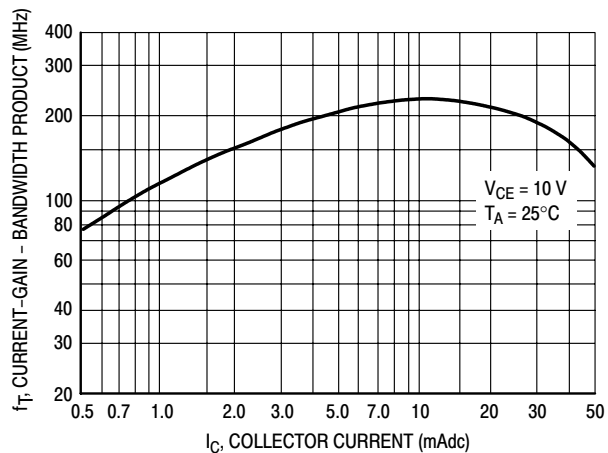


Figure 6. Current-Gain - Bandwidth Product

BC546 thru BC548C

BC547/BC548

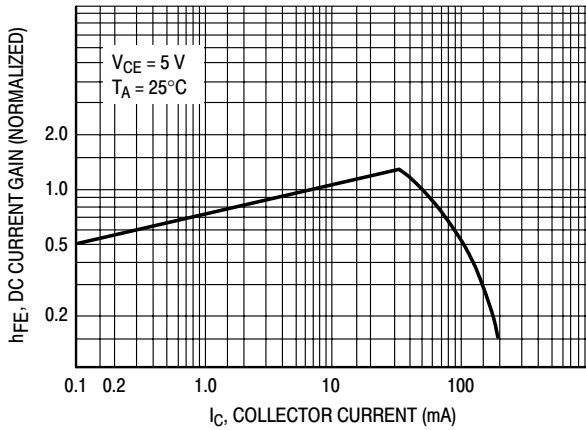


Figure 7. DC Current Gain

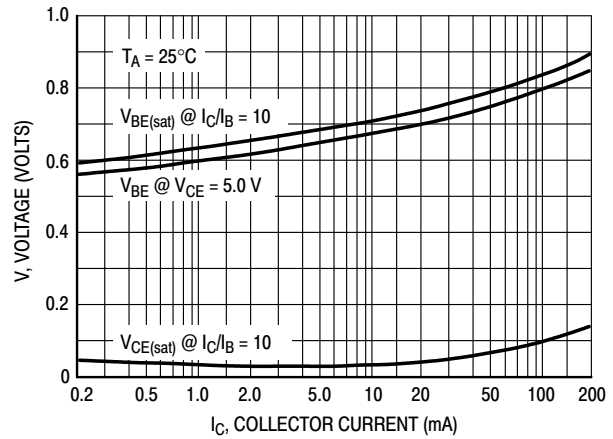


Figure 8. "On" Voltage

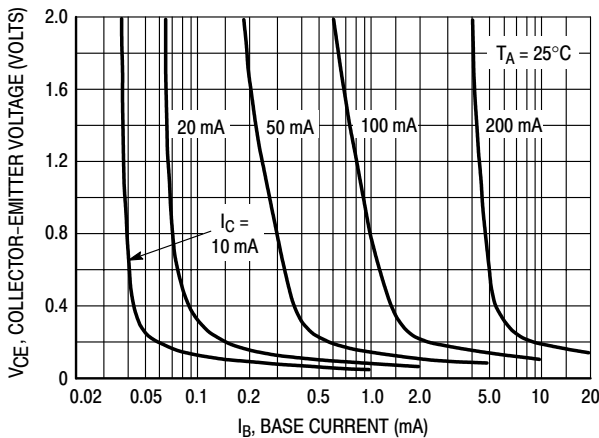


Figure 9. Collector Saturation Region

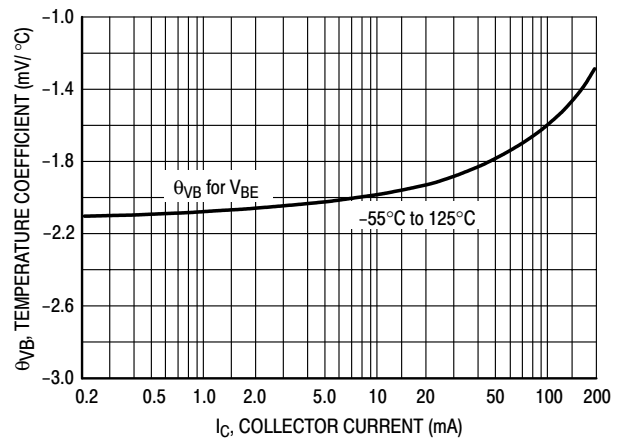


Figure 10. Base-Emitter Temperature Coefficient

BC546

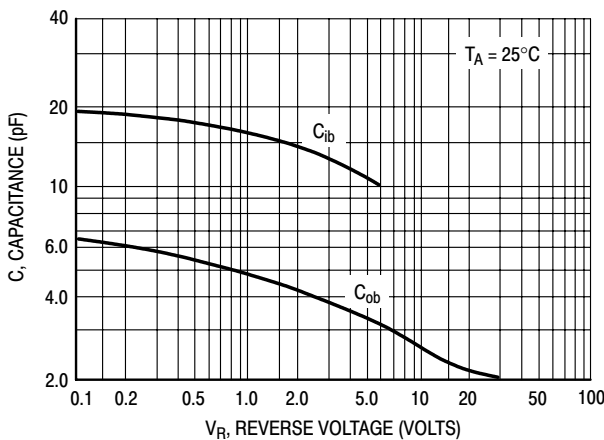


Figure 11. Capacitance

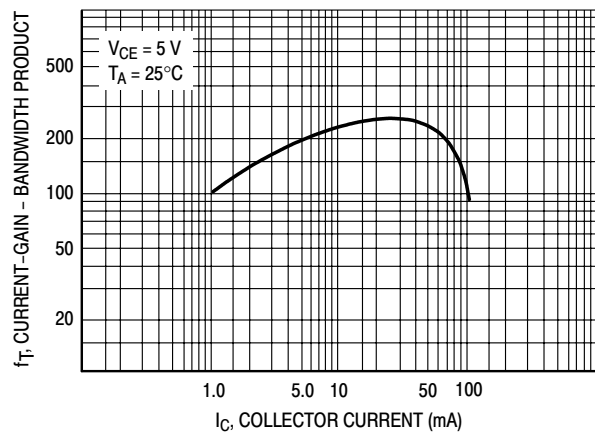


Figure 12. Current-Gain - Bandwidth Product



Micro Commercial Components

Ordering Information

Device	Packing
(Part Number)-AP	Ammo Packing;2Kpcs/AmmoBox
(Part Number)-BP	Bulk;1Kpcs/Bag

*****IMPORTANT NOTICE*****

Micro Commercial Components Corp. reserves the right to make changes without further notice to any product herein to make corrections, modifications, enhancements, improvements, or other changes. *Micro Commercial Components Corp.* does not assume any liability arising out of the application or use of any product described herein; neither does it convey any license under its patent rights, nor the rights of others. The user of products in such applications shall assume all risks of such use and will agree to hold *Micro Commercial Components Corp.* and all the companies whose products are represented on our website, harmless against all damages.

*****LIFE SUPPORT*****

MCC's products are not authorized for use as critical components in life support devices or systems without the expresse written approval of Micro Commercial Components Corporation.