



Micro Commercial Components



Micro Commercial Components
 20736 Marilla Street Chatsworth
 CA 91311
 Phone: (818) 701-4933
 Fax: (818) 701-4939

MMBT2222A

Features

- Surface Mount SOT-23 Package
- Capable of 350mWatts of Power Dissipation, $I_C=600\text{mA}$
- Operating and Storage Junction Temperature: -55°C to $+150^\circ\text{C}$
- Thermal resistance, Junction to Ambient: 500°C/W
- Epoxy meets UL 94 V-0 flammability rating
- Moisture Sensitivity Level 1
- Marking: 1P
- Lead Free Finish/RoHS Compliant ("P" Suffix designates Compliant)

Electrical Characteristics @ 25°C Unless Otherwise Specified

Symbol	Parameter	Min	Max	Units
OFF CHARACTERISTICS				
$V_{(BR)CEO}$	Collector-Emitter Breakdown Voltage* ($I_C=10\text{mA}$, $I_B=0$)	40		Vdc
$V_{(BR)CBO}$	Collector-Base Breakdown Voltage ($I_C=10\mu\text{A}$, $I_E=0$)	75		Vdc
$V_{(BR)EBO}$	Emitter-Base Breakdown Voltage ($I_E=10\mu\text{A}$, $I_C=0$)	6.0		Vdc
I_{CEX}	Collector Cutoff Current ($V_{CE}=60\text{Vdc}$, $V_{BE}=3.0\text{Vdc}$)		10	nAdc

ON CHARACTERISTICS

h_{FE}	DC Current Gain* ($I_C=0.1\text{mA}$, $V_{CE}=10\text{Vdc}$) ($I_C=1.0\text{mA}$, $V_{CE}=10\text{Vdc}$) ($I_C=10\text{mA}$, $V_{CE}=10\text{Vdc}$) ($I_C=150\text{mA}$, $V_{CE}=10\text{Vdc}$) ($I_C=150\text{mA}$, $V_{CE}=1.0\text{Vdc}$) ($I_C=500\text{mA}$, $V_{CE}=10\text{Vdc}$)	35	300		
		50			
		75			
		100			
		50			
$V_{CE(sat)}$	Collector-Emitter Saturation Voltage ($I_C=150\text{mA}$, $I_B=15\text{mA}$) ($I_C=500\text{mA}$, $I_B=50\text{mA}$)		0.3	Vdc	
			1.0		
$V_{BE(sat)}$	Base-Emitter Saturation Voltage ($I_C=150\text{mA}$, $I_B=15\text{mA}$) ($I_C=500\text{mA}$, $I_B=50\text{mA}$)	0.6	1.2	Vdc	
			2.0		

SMALL-SIGNAL CHARACTERISTICS

f_T	Current Gain-Bandwidth Product ($I_C=20\text{mA}$, $V_{CE}=20\text{Vdc}$, $f=100\text{MHz}$)	300		MHz
C_{obo}	Output Capacitance ($V_{CB}=10\text{Vdc}$, $I_E=0$, $f=1.0\text{MHz}$)		8.0	pF
C_{ibo}	Input Capacitance ($V_{BE}=0.5\text{Vdc}$, $I_C=0$, $f=1.0\text{MHz}$)		25	pF
NF	Noise Figure ($I_C=100\mu\text{A}$, $V_{CE}=10\text{Vdc}$, $R_S=1.0\text{k}\Omega$, $f=1.0\text{kHz}$)		4.0	dB

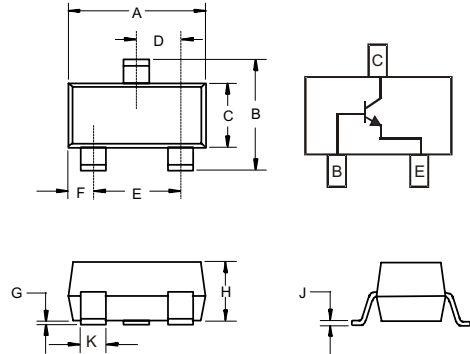
SWITCHING CHARACTERISTICS

t_d	Delay Time	$(V_{CC}=30\text{Vdc}$, $V_{BE}=0.5\text{Vdc}$)	10	ns
t_r	Rise Time	$(I_C=150\text{mA}$, $I_{B1}=15\text{mA}$)	25	ns
t_s	Storage Time	$(V_{CC}=30\text{Vdc}$, $I_C=150\text{mA}$)	225	ns
t_f	Fall Time	$(I_{B1}=I_{B2}=15\text{mA})$	60	ns

*Pulse Width $\leq 300\mu\text{s}$, Duty Cycle $\leq 2.0\%$

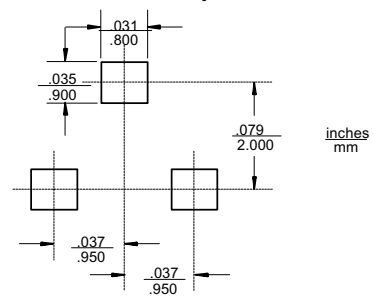
NPN General Purpose Amplifier

SOT-23



DIM	INCHES		MM		NOTE
	MIN	MAX	MIN	MAX	
A	.110	.120	2.80	3.04	
B	.083	.098	2.10	2.64	
C	.047	.055	1.20	1.40	
D	.035	.041	.89	1.03	
E	.070	.081	1.78	2.05	
F	.018	.024	.45	.60	
G	.0005	.0039	.013	.100	
H	.035	.044	.89	1.12	
J	.003	.007	.085	.180	
K	.015	.020	.37	.51	

Suggested Solder Pad Layout



MMBT2222A

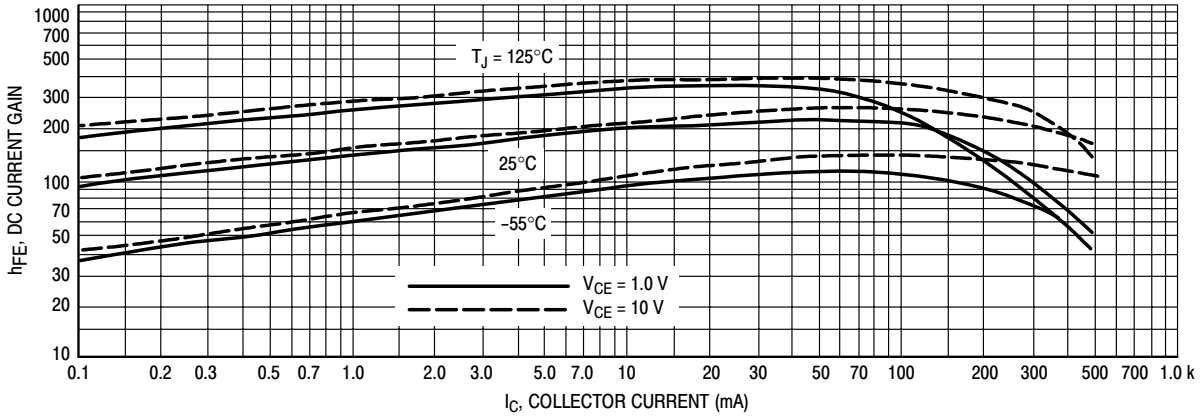


Figure 1. DC Current Gain

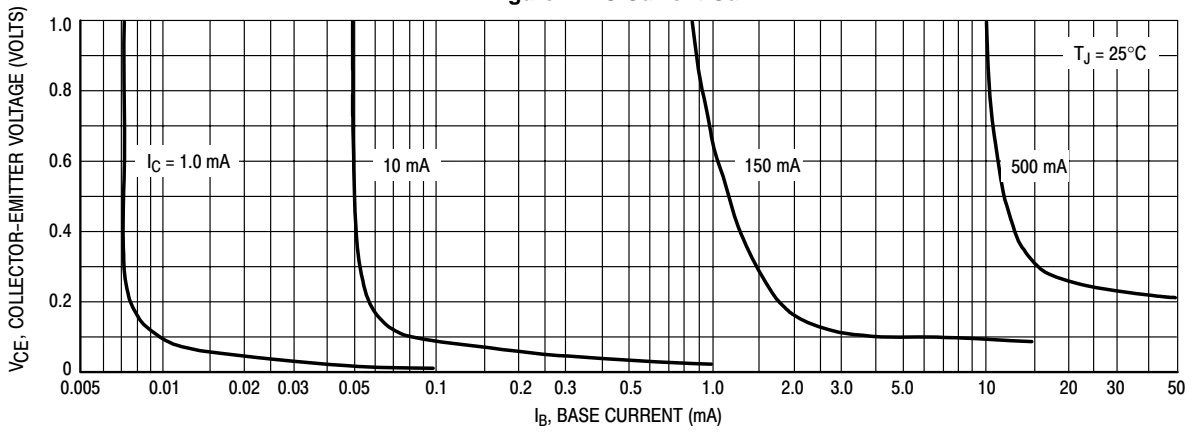


Figure 2. Collector Saturation Region

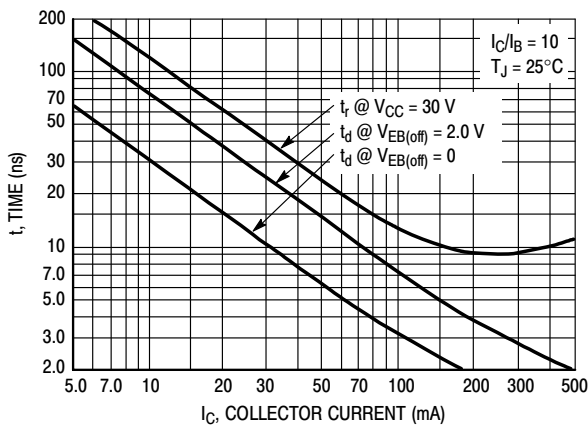


Figure 3. Turn-On Time

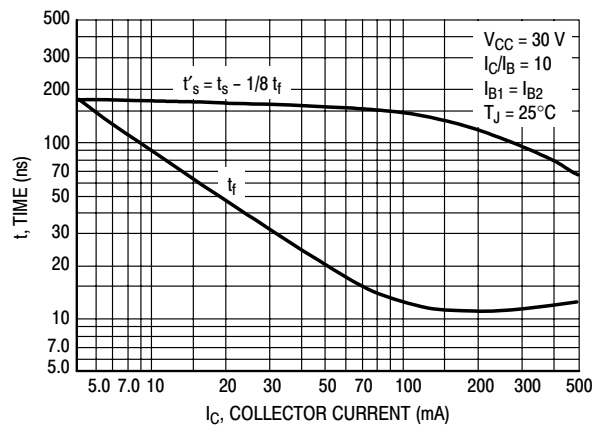


Figure 4. Turn-Off Time

MMBT2222A



Micro Commercial Components

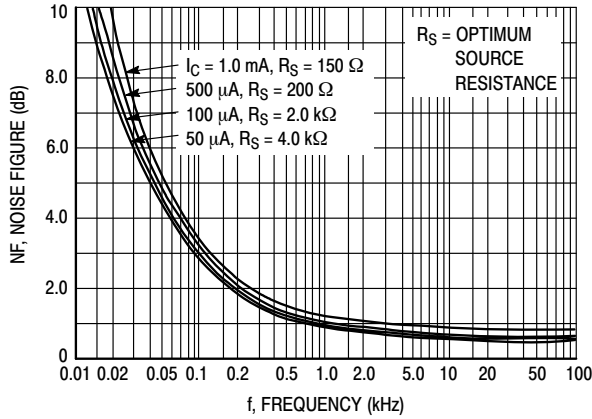


Figure 5. Frequency Effects

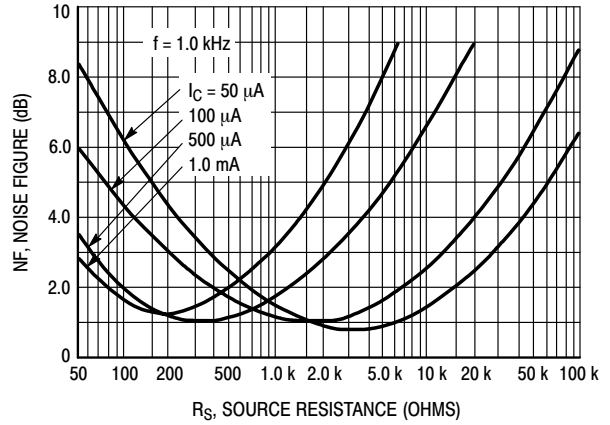


Figure 6. Source Resistance Effects

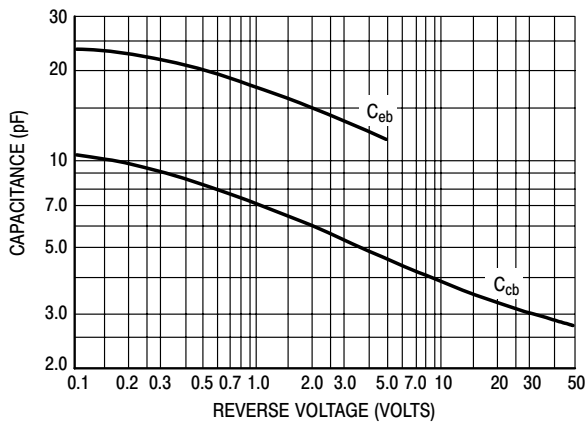


Figure 7. Capacitances

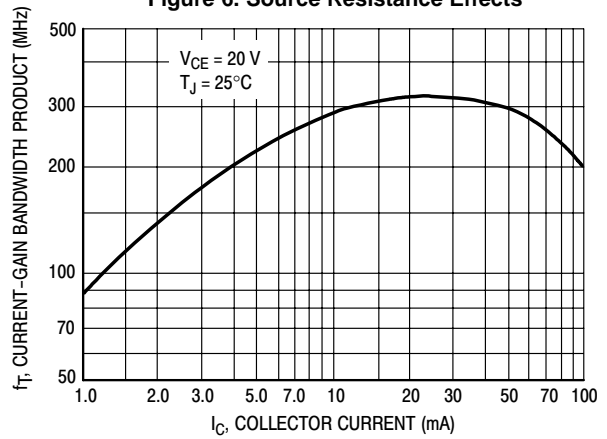


Figure 8. Current-Gain Bandwidth Product

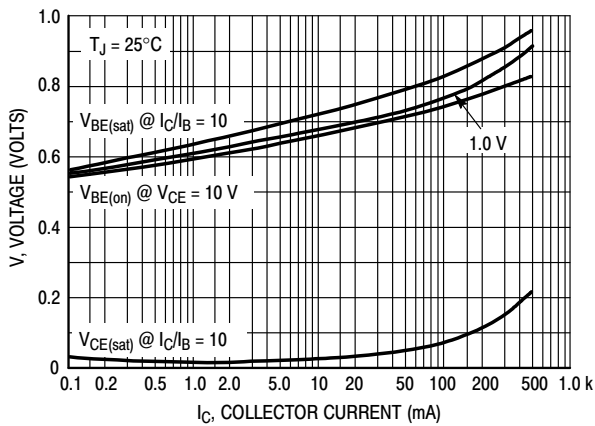


Figure 9. "On" Voltages

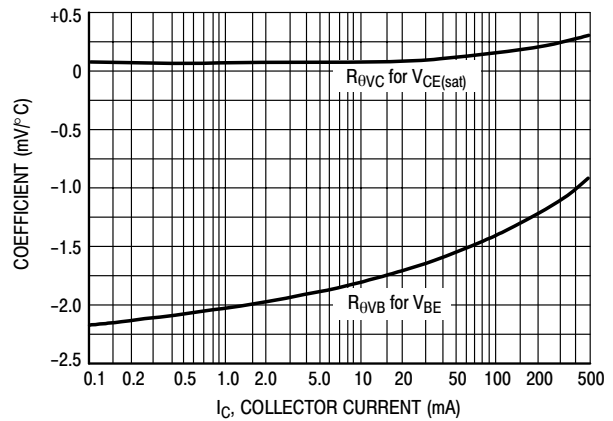


Figure 10. Temperature Coefficients

www.mccsemi.com



Micro Commercial Components

Ordering Information :

Device	Packing
Part Number-TP	Tape&Reel: 3Kpcs/Reel

IMPORTANT NOTICE

Micro Commercial Components Corp. reserves the right to make changes without further notice to any product herein to make corrections, modifications, enhancements, improvements, or other changes. Micro Commercial Components Corp. does not assume any liability arising out of the application or use of any product described herein; neither does it convey any license under its patent rights, nor the rights of others. The user of products in such applications shall assume all risks of such use and will agree to hold Micro Commercial Components Corp. and all the companies whose products are represented on our website, harmless against all damages.

LIFE SUPPORT

MCC's products are not authorized for use as critical components in life support devices or systems without the express written approval of Micro Commercial Components Corporation.

CUSTOMER AWARENESS

Counterfeiting of semiconductor parts is a growing problem in the industry. Micro Commercial Components (MCC) is taking strong measures to protect ourselves and our customers from the proliferation of counterfeit parts. MCC strongly encourages customers to purchase MCC parts either directly from MCC or from Authorized MCC Distributors who are listed by country on our web page cited below. Products customers buy either from MCC directly or from Authorized MCC Distributors are genuine parts, have full traceability, meet MCC's quality standards for handling and storage. MCC will not provide any warranty coverage or other assistance for parts bought from Unauthorized Sources. MCC is committed to combat this global problem and encourage our customers to do their part in stopping this practice by buying direct or from authorized distributors.

www.mccsemi.com