
ZXTN2038F

SOT23 80 volt NPN silicon planar medium power transistor

Summary

 $V_{(BR)CEV} > 80V$ $V_{(BR)CEO} > 60V$ $I_{c(cont)} = 1A$ $V_{ce(sat)} < 500mV @ 1A$

Complementary type

ZXTP2039F

Description

This transistor combines high gain, high current operation and low saturation voltage making it ideal for power MOSFET gate driving and low loss power switching.

Features

- Low saturation voltage for reduced power dissipation
- 1 to 2 amp high current capability
- Pb-free
- SOT23 package

Applications

- Power MOSFET gate driving
- Low loss power switching

Ordering information

Device	Reel size	Tape width	Quantity per reel
ZXTN2038FTA	7"	8mm	3,000
ZXTN2038FTC	13"	8mm	10,000

Device marking

N38

ZXTN2038F

Absolute maximum ratings

Parameter	Symbol	Limit	Unit
Collector-base voltage	V_{CBO}	80	V
Collector-emitter voltage	V_{CEV}	80	V
Collector-emitter voltage	V_{CEO}	60	V
Emitter-base voltage	V_{EBO}	5.0	V
Peak pulse current	I_{CM}	2	A
Continuous collector current (*)	I_C	1	A
Peak base current	I_{BM}	1	A
Power dissipation @ $T_A=25^{\circ}C$ (*)	P_D	350	mW
Operating and storage temperature	$T_j; T_{stg}$	55 to +150	$^{\circ}C$

NOTES:

(*) For a device surface mounted on a 15mm x 15mm FR4 PCB with high coverage of single sided 1oz copper, in still air conditions.

ZXTN2038F

Electrical characteristics (@T_{AMB} = 25°C)

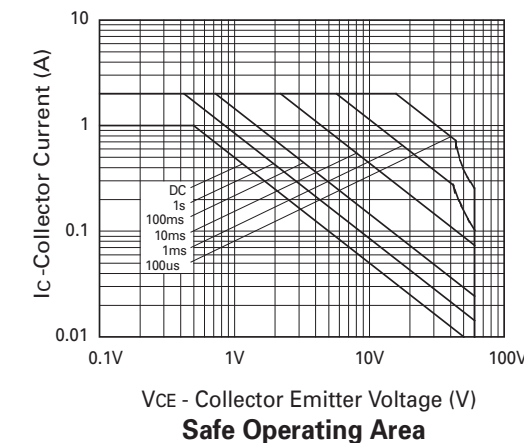
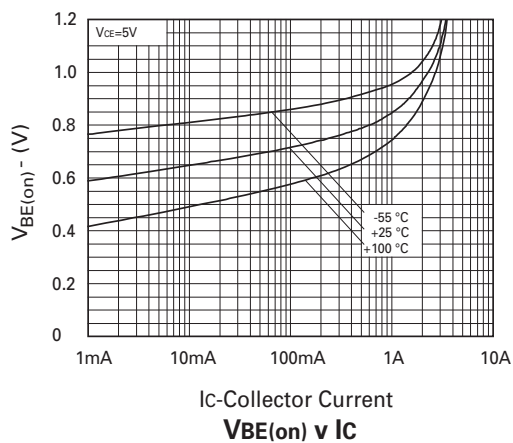
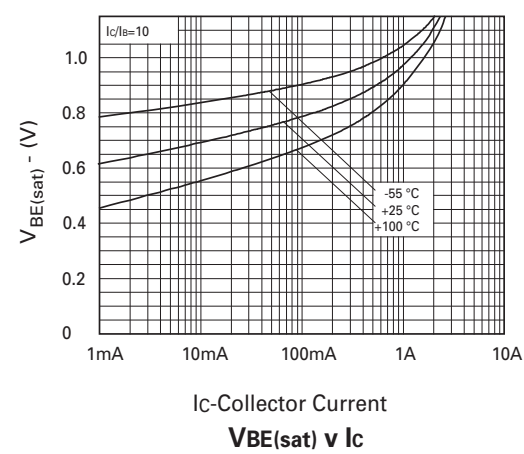
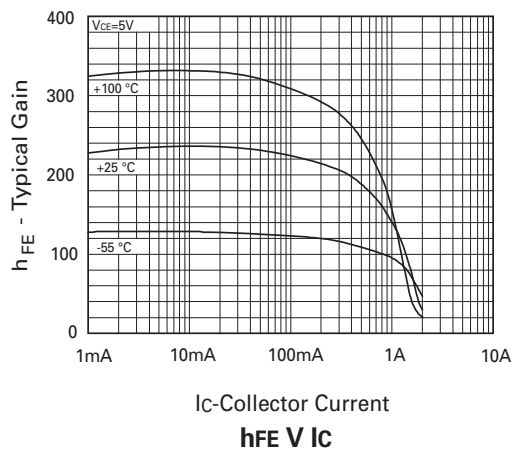
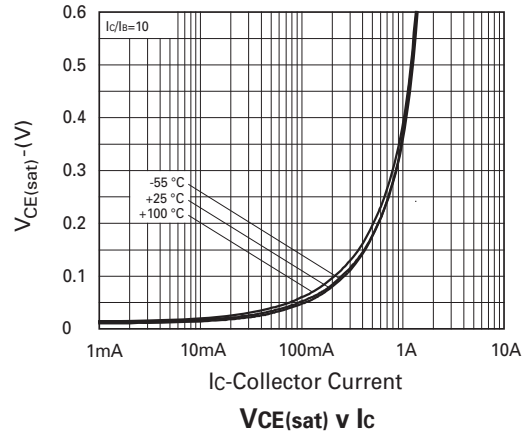
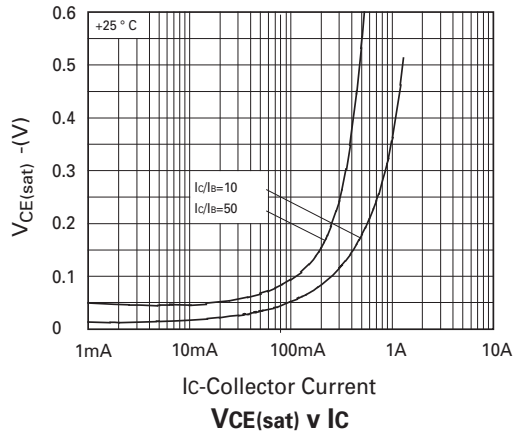
Parameter	Symbol	Min.	Max.	Unit	Conditions
Collector-base breakdown voltage	V _{(BR)CBO}	80		V	I _C =100μA
Collector-emitter breakdown voltage	V _{(BR)CEV}	80		V	I _C =100μA, 0.3V > V _{BE} > -1V
Collector-emitter breakdown voltage	V _{(BR)CEO}	60		V	I _C =10mA (*)
Emitter-base breakdown voltage	V _{(BR)EBO}	5		V	I _E =100μA
Collector-emitter cut-off current	I _{CES}		100	nA	V _{CE} =60V
Collector-base cut-off current	I _{CBO}		100	nA	V _{CB} =60V
Emitter-base cut-off current	I _{EBO}		100	nA	V _{EB} =4V
Static forward current transfer ratio	h _{FE}	100 100 80 30	300		I _C =1mA, V _{CE} =5V I _C =500mA, V _{CE} =5V(*) I _C =1A, V _{CE} =5V(*) I _C =2A, V _{CE} =5V(*)
Collector-emitter saturation voltage	V _{CE(sat)}		0.2 0.25 0.5	V V V	I _C =100mA, I _B =2mA(*) I _C =500mA, I _B =50mA(*) I _C =1A, I _B =100mA(*)
Base-emitter saturation voltage	V _{BE(sat)}		1.1	V	I _C =1A, I _B =100mA(*)
Base-emitter turn-on voltage	V _{BE(on)}		1.0	V	I _C =1A, V _{CE} =5V(*)
Transition frequency	f _T	150			I _C =50mA, V _{CE} =10V f=100MHz
Output capacitance	C _{obo}		10	pF	V _{CB} =10V, f=1MHz

NOTES:

(*) Measured under pulsed conditions. Pulse width=300μS. Duty cycle ≤2%
Spice parameter data is available upon request for this device

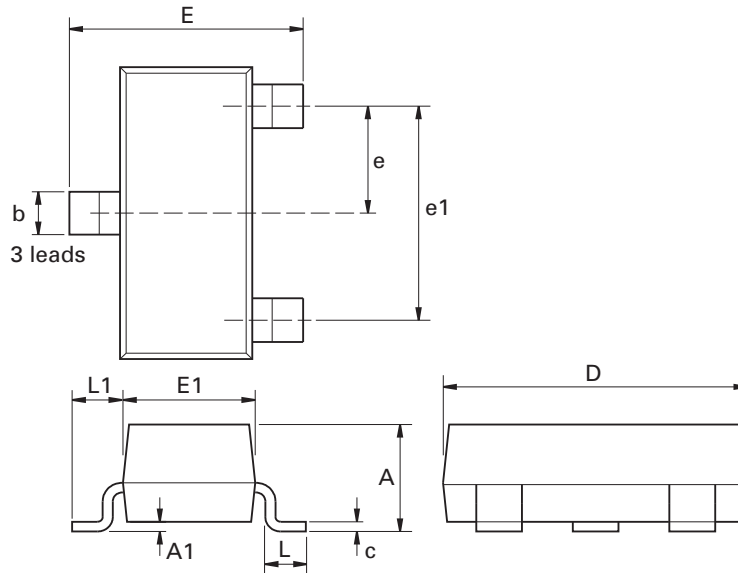
ZXTN2038F

Typical characteristics



ZXTN2038F

Packaging details - SOT23



Package dimensions

Dim.	Millimeters		Inches		Dim.	Millimeters		Inches	
	Min.	Max.	Min.	Max.		Min.	Max.	Min.	Max.
A	-	1.12	-	0.044	e1	1.90 NOM		0.075 NOM	
A1	0.01	0.10	0.0004	0.004	E	2.10	2.64	0.083	0.104
b	0.30	0.50	0.012	0.020	E1	1.20	1.40	0.047	0.055
c	0.085	0.20	0.003	0.008	L	0.25	0.60	0.0098	0.0236
D	2.80	3.04	0.110	0.120	L1	0.45	0.62	0.018	0.024
e	0.95 NOM		0.037 NOM		-	-	-	-	-

Note: Controlling dimensions are in millimeters. Approximate dimensions are provided in inches

Definitions

Product change

Diodes Incorporated reserves the right to alter, without notice, specifications, design, price or conditions of supply of any product or service. Customers are solely responsible for obtaining the latest relevant information before placing orders.

Applications disclaimer

The circuits in this design/application note are offered as design ideas. It is the responsibility of the user to ensure that the circuit is fit for the user's application and meets with the user's requirements. No representation or warranty is given and no liability whatsoever is assumed by Diodes Inc. with respect to the accuracy or use of such information, or infringement of patents or other intellectual property rights arising from such use or otherwise. Diodes Inc. does not assume any legal responsibility or will not be held legally liable (whether in contract, tort (including negligence), breach of statutory duty, restriction or otherwise) for any damages, loss of profit, business, contract, opportunity or consequential loss in the use of these circuit applications, under any circumstances.

Life support

Diodes Zetex products are specifically not authorized for use as critical components in life support devices or systems without the express written approval of the Chief Executive Officer of Diodes Incorporated. As used herein:

A. Life support devices or systems are devices or systems which:

1. are intended to implant into the body

or

2. support or sustain life and whose failure to perform when properly used in accordance with instructions for use provided in the labeling can be reasonably expected to result in significant injury to the user.

B. A critical component is any component in a life support device or system whose failure to perform can be reasonably expected to cause the failure of the life support device or to affect its safety or effectiveness.

Reproduction

The product specifications contained in this publication are issued to provide outline information only which (unless agreed by the company in writing) may not be used, applied or reproduced for any purpose or form part of any order or contract or be regarded as a representation relating to the products or services concerned.

Terms and Conditions

All products are sold subjects to Diodes Inc. terms and conditions of sale, and this disclaimer (save in the event of a conflict between the two when the terms of the contract shall prevail) according to region, supplied at the time of order acknowledgement.

For the latest information on technology, delivery terms and conditions and prices, please contact your nearest Diodes Zetex sales office.

Quality of product

Diodes Zetex Semiconductors Limited is an ISO 9001 and TS16949 certified semiconductor manufacturer.

To ensure quality of service and products we strongly advise the purchase of parts directly from Diodes Inc. or one of our regionally authorized distributors. For a complete listing of authorized distributors please visit: www.zetex.com or www.diodes.com

Diodes Inc. does not warrant or accept any liability whatsoever in respect of any parts purchased through unauthorized sales channels.

ESD (Electrostatic discharge)

Semiconductor devices are susceptible to damage by ESD. Suitable precautions should be taken when handling and transporting devices. The possible damage to devices depends on the circumstances of the handling and transporting, and the nature of the device. The extent of damage can vary from immediate functional or parametric malfunction to degradation of function or performance in use over time. Devices suspected of being affected should be replaced.

Green compliance

Diodes Inc. is committed to environmental excellence in all aspects of its operations which includes meeting or exceeding regulatory requirements with respect to the use of hazardous substances. Numerous successful programs have been implemented to reduce the use of hazardous substances and/or emissions.

All Diodes Zetex components are compliant with the RoHS directive, and through this it is supporting its customers in their compliance with WEEE and ELV directives.

Product status key:

"Preview"	Future device intended for production at some point. Samples may be available
"Active"	Product status recommended for new designs
"Last time buy (LTB)"	Device will be discontinued and last time buy period and delivery is in effect
"Not recommended for new designs"	Device is still in production to support existing designs and production
"Obsolete"	Production has been discontinued

Datasheet status key:

"Draft version"	This term denotes a very early datasheet version and contains highly provisional information, which may change in any manner without notice.
"Provisional version"	This term denotes a pre-release datasheet. It provides a clear indication of anticipated performance. However, changes to the test conditions and specifications may occur, at any time and without notice.
"Issue"	This term denotes an issued datasheet containing finalized specifications. However, changes to specifications may occur, at any time and without notice.

Sales offices

The Americas	Europe	Taiwan	Shanghai	Shenzhen	Korea
3050 E. Hillcrest Drive Westlake Village, CA 91362-3154 Tel: (+1) 805 446 4800 Fax: (+1) 805 446 4850	Kustermann-Park Balanstraße 59, D-81541 München Germany Tel: (+49) 894 549 490 Fax: (+49) 894 549 4949	7F, No. 50, Min Chuan Road Hsin-Tien Taipei, Taiwan Tel: (+886) 289 146 000 Fax: (+886) 289 146 639	Rm. 606, No.1158 Changning Road Shanghai, China Tel: (+86) 215 241 4882 Fax: (+86) 215 241 4891	ANLIAN Plaza, #4018 Jintian Road Futian CBD, Shenzhen, China Tel: (+86) 755 882 849 88 Fax: (+86) 755 882 849 99	6 Floor, Changhwa B/D, 1005-5 Yeongtong-dong, Yeongtong-gu, Suwon-si, Gyeonggi-do, Korea 443-813 Tel: (+82) 312 731 884 Fax: (+82) 312 731 885