

DATA SHEET

Surface Mount Schottky Quad Mixer Diodes

Features

- Tight parameter distribution
- Available as ring quads, crossover quads, bridge quads and octoquads
- 100% DC tested
- Designed for high-volume commercial applications
- Available in tape and reel packaging
- Available lead (Pb)-free and RoHS-compliant



Description

Skyworks offers a series of low-cost devices in a SOT-143 package. This series includes low, medium and high barrier junctions as ring quads, crossover quads and bridge quads. Octoquad rings are also offered for high dynamic range applications. These devices are constructed utilizing Skyworks monolithic chip technology, assuring uniformity of electrical characteristics for each junction. The low capacitance of Skyworks ring and crossover quads is optimal for double balanced mixer applications covering wireless frequencies into C-band. The bridge quads are designated for modulators and frequency multiplier applications. These diodes are 100% DC tested and deliver tight parameter distribution, minimizing performance variability. They compliment Skyworks product line of Schottky singles and pairs available in SC-70, SC-79, SOD-323, SOT-23 and SOT-143 packages. Available in tape and reel for pick-and-place manufacturing.

NEW Skyworks offers lead (Pb)-free, RoHS (Restriction of Hazardous Substances)-compliant packaging.



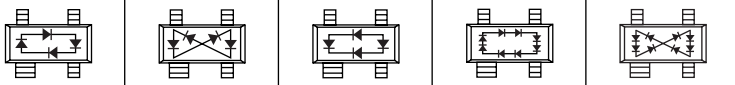
Absolute Maximum Ratings

| Characteristic | Value |
|--|----------------------|
| Reverse voltage (V_R) | Rated V_B |
| Forward current - steady state (I_F) | 50 mA |
| Power dissipation (P_D) | 75 mW |
| Storage temperature (T_{ST}) | -65 °C to +150 °C |
| Operating temperature (T_{OP}) | -65 °C to +150 °C |
| Junction temperature (T_J) | 150 °C |
| Soldering temperature | 260 °C for 5 seconds |
| ESD human body model | Class 1B |

Performance is guaranteed only under the conditions listed in the specifications table and is not guaranteed under the full range(s) described by the Absolute Maximum specifications. Exceeding any of the absolute maximum/minimum specifications may result in permanent damage to the device and will void the warranty.


CAUTION: Although this device is designed to be as robust as possible, ESD (Electrostatic Discharge) can damage this device. This device must be protected at all times from ESD. Static charges may easily produce potentials of several kilovolts on the human body or equipment, which can discharge without detection. Industry-standard ESD precautions must be employed at all times.

Electrical Specifications at 25 °C (Per Junction)

| Barrier | V _B @ 10 μA (V) Min. | C _J @ 0 V 1 MHz (pF) | V _F @ 1 mA (mV) | Δ V _F @ 1 mA (mV) Max. | R _T ⁽¹⁾ @ 10 mA (Ω) Max. |  | | | | |
|--------------------|--|--|----------------------------------|--|---|--|--------------------------------|-------------------------------|-------------------------------|-------------------------------|
| | | | | | | SOT-143 | | | | |
| | | | | | | Ring Quad | Crossover Quad | Bridge Quad | Octoquad | Crossover Octoquad |
| Low | 2 | 0.3–0.5 | 200–270 | 10 | 8 | SMS3926-022 Marking: SE4 | ◆SMS3926-023 Marking: SE5 | SMS3929-021 Marking: SQE | | |
| | | | | | | SMS3926-022LF Marking: XE4 | ◆SMS3926-023LF Marking: XE5 | SMS3929-021LF Marking: XQE | | |
| Medium | 2 | 0.3–0.5 | 310–370 | 10 | 8 | | SMS3927-023 Marking: SJ5 | SMS3930-021 Marking: SRE | | |
| | | | | | | | SMS3927-023LF Marking: XJ5 | SMS3930-021LF Marking: XRE | | |
| High | 4 | 0.3–0.5 | 520–580 | 10 | 8 | | ◆SMS3928-023 Marking: SK5 | SMS3931-021 Marking: SSE | | |
| | | | | | | | ◆SMS3928-023LF Marking: XK5 | SMS3931-021LF Marking: XSE | | |
| High Dual-Junction | 8 | 0.3–0.5 | 1000–1200 | 20 | 16 | | | | SMS3940-026 Marking: STG | |
| | | | | | | | | | SMS3940-026LF Marking: XTG | SMS3940-029LF Marking: XTN |

LF denotes lead (Pb)-free, RoHS-compliant packaging option as an alternative to our standard tin/lead (Sn/Pb) packaging.

1. R_T is the slope resistance.
All parameters are based upon a single leg.

 **Innovation to Go™**
Select Linear Products (indicated by ◆) now available for purchase online.

SPICE Model Parameters (Per Junction)

| Parameter | Unit | SMS3926 SMS3929 | SMS3927 SMS3930 | SMS3928 SMS3931 SMS3940 |
|-----------------|------|--------------------|--------------------|-------------------------------|
| I _S | A | 2.5E-07 | 1.3E-09 | 9E-13 |
| R _S | Ω | 4 | 4 | 4 |
| N | | 1.04 | 1.04 | 1.04 |
| TT | s | 1E-11 | 1E-11 | 1E-11 |
| C _{J0} | pF | 0.42 | 0.39 | 0.39 |
| M | | 0.32 | 0.37 | 0.42 |
| E _G | eV | 0.69 | 0.69 | 0.69 |
| XTI | | 2 | 2 | 2 |
| F _C | | 0.5 | 0.5 | 0.5 |
| B _V | V | 2 | 3 | 4 |
| I _{bv} | A | 1E-05 | 1E-05 | 1E-05 |
| V _J | V | 0.495 | 0.595 | 0.8 |

All parameters are based upon a single junction.

Typical Forward Voltage Characteristics at 25 °C

| Part Number | V _F @ 0.01 mA (mV) | V _F @ 0.1 mA (mV) | V _F @ 1 mA (mV) | V _F @ 10 mA (mV) |
|-------------|-------------------------------|------------------------------|----------------------------|-----------------------------|
| | Typ. | Typ. | Typ. | Typ. |
| SMS3926 | 100 | 165 | 232 | 324 |
| SMS3927 | 206 | 271 | 338 | 428 |
| SMS3928 | 423 | 488 | 555 | 641 |
| SMS3940 | 862 | 989 | 1123 | 1304 |

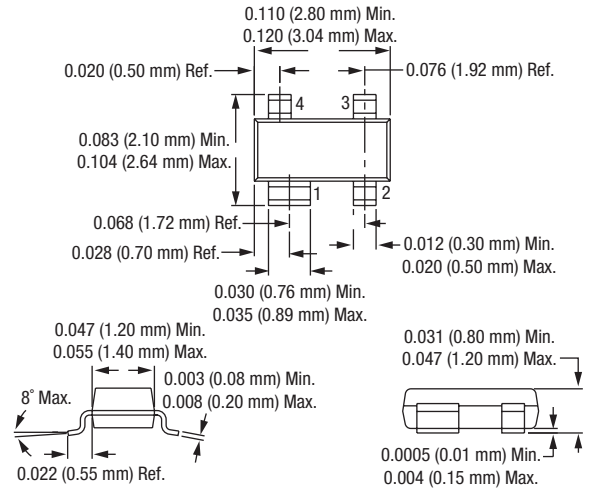
Recommended Solder Reflow Profiles

Refer to the [“Recommended Solder Reflow Profile”](#) Application Note.

Tape and Reel Information

Refer to the [“Discrete Devices and IC Switch/Attenuators Tape and Reel Package Orientation”](#) Application Note.

SOT-143



Copyright © 2002, 2003, 2004, 2005, 2006, Skyworks Solutions, Inc. All Rights Reserved.

Information in this document is provided in connection with Skyworks Solutions, Inc. ("Skyworks") products or services. These materials, including the information contained herein, are provided by Skyworks as a service to its customers and may be used for informational purposes only by the customer. Skyworks assumes no responsibility for errors or omissions in these materials or the information contained herein. Skyworks may change its documentation, products, services, specifications or product descriptions at any time, without notice. Skyworks makes no commitment to update the materials or information and shall have no responsibility whatsoever for conflicts, incompatibilities, or other difficulties arising from any future changes.

No license, whether express, implied, by estoppel or otherwise, is granted to any intellectual property rights by this document. Skyworks assumes no liability for any materials, products or information provided hereunder, including the sale, distribution, reproduction or use of Skyworks products, information or materials, except as may be provided in Skyworks Terms and Conditions of Sale.

THE MATERIALS, PRODUCTS AND INFORMATION ARE PROVIDED "AS IS" WITHOUT WARRANTY OF ANY KIND, WHETHER EXPRESS, IMPLIED, STATUTORY, OR OTHERWISE, INCLUDING FITNESS FOR A PARTICULAR PURPOSE OR USE, MERCHANTABILITY, PERFORMANCE, QUALITY OR NON-INFRINGEMENT OF ANY INTELLECTUAL PROPERTY RIGHT; ALL SUCH WARRANTIES ARE HEREBY EXPRESSLY DISCLAIMED. SKYWORKS DOES NOT WARRANT THE ACCURACY OR COMPLETENESS OF THE INFORMATION, TEXT, GRAPHICS OR OTHER ITEMS CONTAINED WITHIN THESE MATERIALS. SKYWORKS SHALL NOT BE LIABLE FOR ANY DAMAGES, INCLUDING BUT NOT LIMITED TO ANY SPECIAL, INDIRECT, INCIDENTAL, STATUTORY, OR CONSEQUENTIAL DAMAGES, INCLUDING WITHOUT LIMITATION, LOST REVENUES OR LOST PROFITS THAT MAY RESULT FROM THE USE OF THE MATERIALS OR INFORMATION, WHETHER OR NOT THE RECIPIENT OF MATERIALS HAS BEEN ADVISED OF THE POSSIBILITY OF SUCH DAMAGE.

Skyworks products are not intended for use in medical, lifesaving or life-sustaining applications, or other equipment in which the failure of the Skyworks products could lead to personal injury, death, physical or environmental damage. Skyworks customers using or selling Skyworks products for use in such applications do so at their own risk and agree to fully indemnify Skyworks for any damages resulting from such improper use or sale.

Customers are responsible for their products and applications using Skyworks products, which may deviate from published specifications as a result of design defects, errors, or operation of products outside of published parameters or design specifications. Customers should include design and operating safeguards to minimize these and other risks. Skyworks assumes no liability for applications assistance, customer product design, or damage to any equipment resulting from the use of Skyworks products outside of stated published specifications or parameters.

Skyworks, the Skyworks symbol, "Breakthrough Simplicity" and "Innovation to Go" are trademarks or registered trademarks of Skyworks Solutions, Inc., in the United States and other countries. Third-party brands and names are for identification purposes only, and are the property of their respective owners. Additional information, including relevant terms and conditions, posted at www.skyworksinc.com, are incorporated by reference.