DIMENSIONS

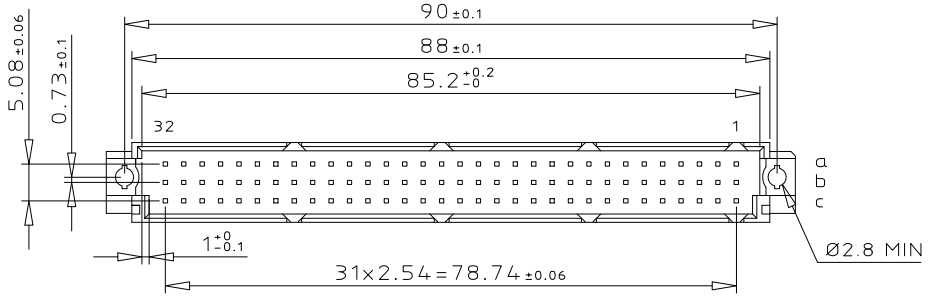

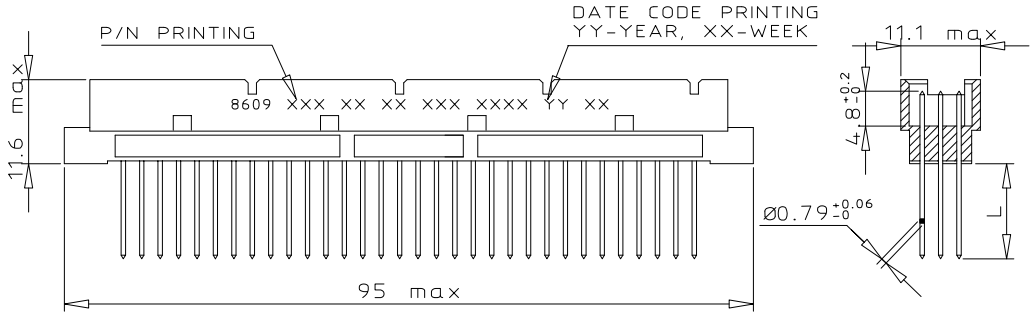

PCB LAYOUT

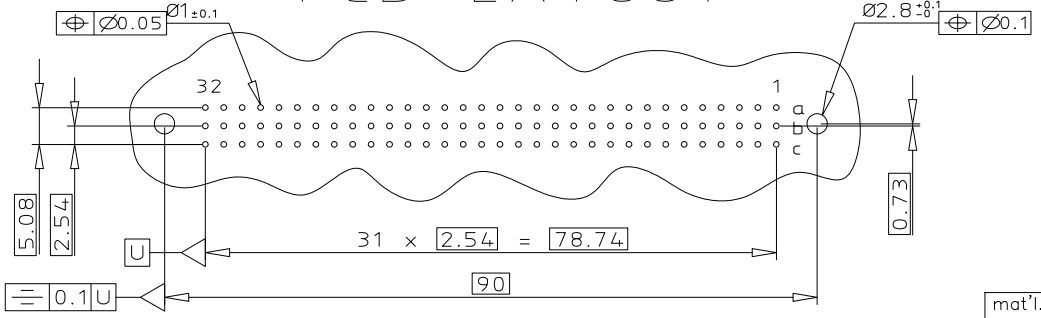

RoHS INFORMATION

- LEAD FREE OR RoHS DIRECTIVE LABELING TO BE PROVIDED AS PER GS-14-920 FOR LEAD FREE VERSION.
- THE HOUSING WILL WITHSTAND EXPOSURE TO 260°C PEAK TEMPERATURE FOR 3.5 SECONDS IN WAVE SOLDER APPLICATION WITH A 1.6mm MINIMUM THICK CIRCUIT BOARD.
- THE "LF" PRODUCTS MEET EUROPEAN UNION DIRECTIVES AND OTHER COUNTRY REGULATIONS AS DESCRIBED IN GS-22-008.
- THE HOUSING CAN WITHSTAND EXPOSURE TO LEAD FREE WAVE SOLDERING TEMPERATURE OF 260-265°C FOR THE STRAIGHT CONNECTORS, AS IT IS IN CLASSICAL LEAD WAVE SOLDERING AT 235-250°C

TECHNICAL SPECIFICATION

GENERAL DATA	
HOUSING MATERIAL	THERMOPLASTIC POLYESTER UL-94-V0 GRAY
CONTACT MATERIAL	COPPER ALLOY
ACTIVE ZONE CONTACT FINISH	Au OVER Ni
TERMINATION ZONE CONTACT FINISH	Sn (PURE MATT) OVER Ni
ELECTRICAL DATA	
CURRENT RATING	1.5A AT 20°C
TEMPERATURE RANGE	-55°C TO +125°C
CONTACT RESISTANCE	≤20mΩ
INSULATION RESISTANCE	≥1,000,000MΩ
TEST VOLTAGE (RMS)	1000V
MECHANICAL DATA	
INSERTION FORCE PER CONTACT	≤0.94N
EXTRACTION FORCE PER CONTACT	≥0.15N
REFERENCE SPECIFICATION	NFC 93-429 OR IEC 603-2

ORDERING INFORMATION

SERIES	8609	3	96	7	9	15	7	4	5	ELF

ROWS FITTED WITH CONTACTS

ROW a b c	3	96
ROW a - c	4	64

NO. OF CONTACTS

TYPE OF INSULATOR

3 ROW MALE INSULATOR	7

METHOD OF MOUNTING

REVERSE MOUNTING - STYLE HE11	9

TERMINATION

WIRE WRAP L=18.2+0.5 -0.2	25
WIRE WRAP L=13.1+0.5 -0.2	15

OPTIONS

NO OPTION	7

PERFORMANCE CLASS

NFC 93-429 CLASS 3	4
NFC 93-429 CLASS 2	5
NFC 93-429 CLASS 1	6
AS PER MIL C 55302 / JSS 50808	8

PITCH PER ROW

2.54 mm	5

LEAD FREE VERSION	ELF

mat'l. code	surface	tolerance	projection	product family
SEE TECHNICAL SPECIFICATION	ISO 1302	ISO 406 ISO 1101		8609

ltr	ecn no	dr	date
A	104-0063	MINI	2004-09-17
B	105-0089	MINI	2005-05-19
C	105-0174	MINI	2005-09-27
D	106-0061	MINI	2006-05-31
E	108-0146	KR	2008-10-21

tolerances unless otherwise specified: angles 0°±2°; linear 0.X ±0.1, 0.XX ±0.1, 0.XXX ±0.1

dr	MINI K V	2004-09-17
engr	RAKHEE G	2004-09-17
chr	KESAVAN R	2008-10-21
appd	KESAVAN R	2008-10-21

mm

scale 3:2

title: HE11 REVERSE HEADER WIRE WRAP NFC 93-429

dwg no: C-8609-2010 — sheet 1 of 1 — size A3

type Product Customer Drawing

sheet index	revision	E
	sheet	1

form: A3

Copyright FCI
FCIconnect.com
PDM: Rev:E STATUS: Released Printed: May 14, 2011
Downloaded from Elcodis.com electronic components distributor