

SIZE	Part Num.	Threading	Headscrew	Packaging(see notes1&2)
25	8655MHRA2501LF	UNC 4.40	Black	BULK (see note 1)
	8655MHRA2501KLF	UNC 4.40	Black	KIT (see note 2)
	8655MHRA2502LF	M3	Grey	BULK
	8655MHRA2502KLF	M3	Grey	KIT

NOTES:

Material and finish: Zinc die-cast
Nickel plated

Cable strain relief: Steel fibre reinforced
Polycarbonate (UL94V-0)
for EMI/RFI screening

Jackscrews:
- Headscrew : plastic, colour according threading
- Body : metal, threading according tables

Temperature range: -40°C to 120°C
Cable diameter: 4.0 to 13.0mm
Attenuation factor: >40 dB between 30MHz and 1 GHz
Marking FCI logo: Height 6 mm for all versions

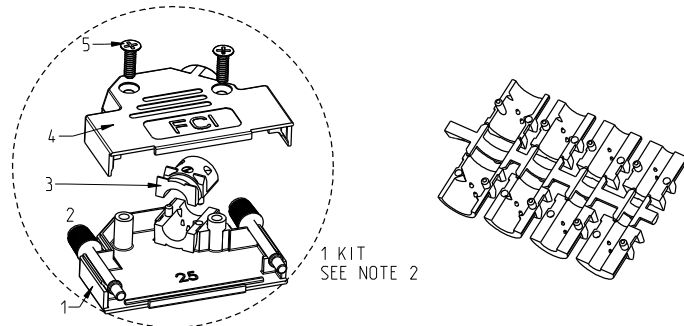
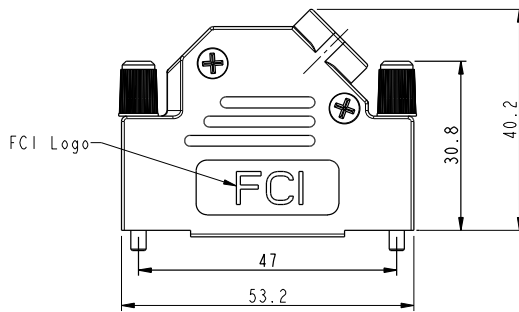
Covers screwing force (max): 100 Ncm
Jackscrew screwing force (max): 75 Ncm

Packaging notes (see tables):

- 1 - Bulk : Every spare part packaged per 100 or 200 into plastic bag. 5 plastic bags per carton box. 1 plastic bag per part.
- 2 - Kit : 1 set of spare parts necessary to realise 1 kit into a plastic bag. 100 plastic bags per carton box.

NOTE:RoHS INFORMATIONS

- The "LF" product meets European union Directives and other country regulations as described in GS-22-008.
- The product is not intended to be exposed to a manufacturing solder process.
- Packaging spec: see GS-14-920.



1 KIT
SEE NOTE 2

DESIGNATION	REP.	09	15	25	37	50
COVER BOTTOM	1			1		
JACKSCREW	2	1		2		
STRAIN RELIEF	3			2		
COVER TOP	4			1		
SCREW POZIDRIVE	5			2		

rev	ecn no	dr	date
H	F11-0046	APA	2011/04/05
C	LS07-0096	LGO	2007/04/01
D	F09-0223	LSA	2009/11/24
E	F09-0236	LSA	2009/12/22
F	F10-0093	APA	2010/08/31
G	F10-0213	LSA	2010/19/15

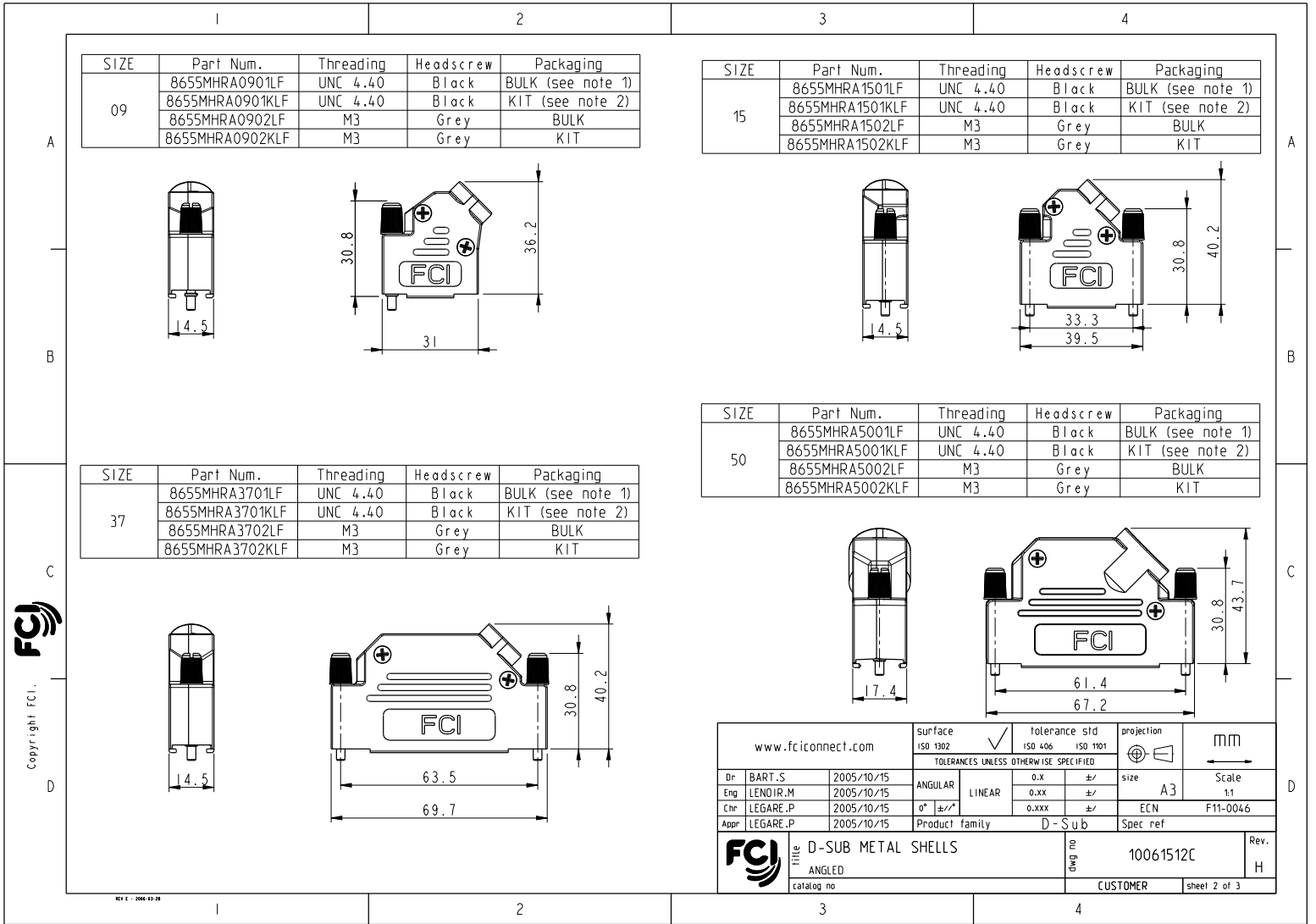
www.fciconnect.com		surface ISO 1302	tolerance std ISO 406 ISO 1101	projection size A3	mm Scale 3:2
Dr BART.S 2005/10/15		TOLERANCES UNLESS OTHERWISE SPECIFIED		ECN F11-0046	
Eng LENDIR.M 2005/10/15	Chr LEGARE.P 2005/10/15	ANGULAR	LINEAR	Spec ref	
Appr LEGARE.P 2005/10/15	Product family		D-Sub		
Title D-SUB METAL SHELLS		ANGLED		Rev. H	
catalog no		10061512C		CUSTOMER sheet 1 of 3	

Copyright FCI.

PDM: Rev:H

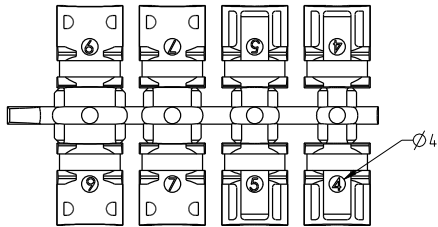
STATUS:Released

Printed: May 31, 2011

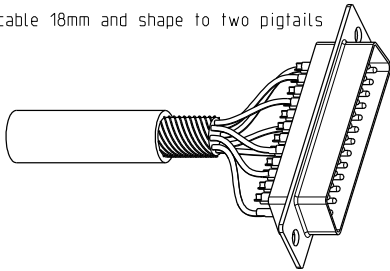


CABLING INSTRUCTIONS

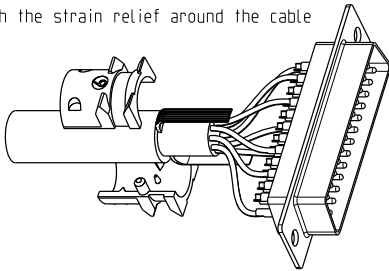
1- Use two halves of strain relief, different sizes can be mixed (Ø4,5,7 or 9)



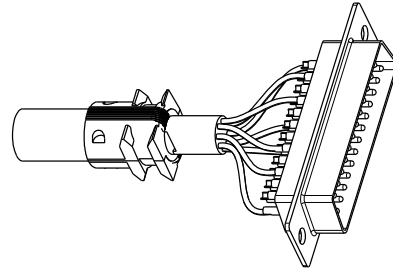
2- Strip cable 18mm and shape to two pigtails



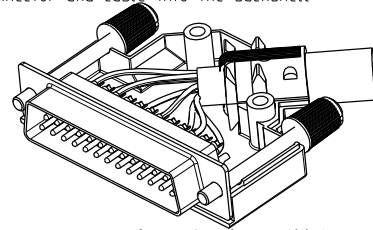
3- Attach the strain relief around the cable



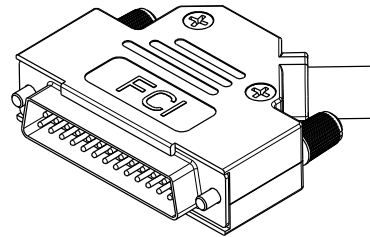
4- Bend cable shielding back on outside of strain relief



5- Mount connector and cable into the backshell



6- Assemble the other half screwing force: 100 Ncm



Copyright FCI.

www.fciconnect.com		surface ISO 1302	tolerance std ISO 406 ISO 1101	projection mm	
		TOLERANCES UNLESS OTHERWISE SPECIFIED			
Dr	BART.S	2005/10/15	ANGULAR	size	A3
Eng	LENDIR.M	2005/10/15	LINEAR	Scale	3:2
Chr	LEGARE.P	2005/10/15	0° ±/°	ECN	F11-0046
Appr	LEGARE.P	2005/10/15	Product family	D - S u b	Spec ref
FCI		Title		D-SUB METAL SHELLS	
ANGLED		Eng no		10061512C	
catalog no		CUSTOMER		sheet 3 of 3	
		Rev.		H	

PDM: Rev:H

STATUS:Released

Printed: May 31, 2011