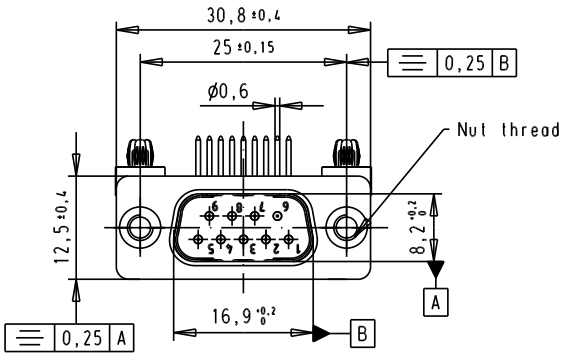

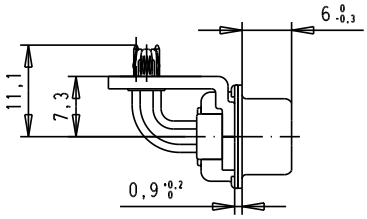

PCB Layout, Component side, thickness 1.6 mm

SPECIFICATION

Mating Cycles	500
Filter type	C
Capacitance	1000pf±20%
Working Voltage	100v
Current Rating	7.5A
Insulation Resistance	>1GΩ

FREQUENCY (MHz)	ATTENUATION (dB)
5	1dB
10	3dB
50	12dB
100	20dB
500	34dB
1000	30dB

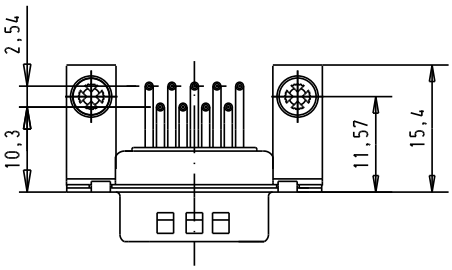

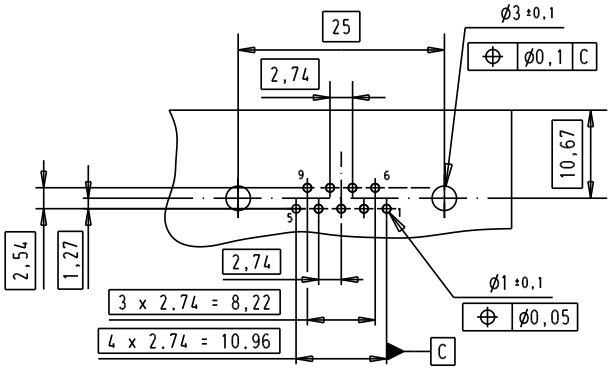

							Dat.	Name		D-Sub, male, angled, 9 Poles, solder pins, tin plated shell with dimples, brackets, clinch nuts and board-locks	Maßstab/ Scale
						Detail.	13/10/05	JMDR	All Dim. in mm Orig. Size DIN A 4		1.5:1
						Insp.					
						Stand.					
09641247233	M3		33240	13/10/05	JMDR	HARTING EURL F-95972 Paris				TB 0964124723x	Blatt/ Page 1/4
09641247232	UNC 4-40		31058	8-JUL-02	CV					Sub.	
Part number	Nut thread		Mod.	Dat.	Name						

Downloaded from Elcodis.com electronic components distributor