

Audio Impedance Matching - PCB Mount: 0.1W to 1W

Triad Magnetics produces a wide assortment of TRIAD audio transformers for use in printed circuit designs. These transformers fill a broad application spectrum in the audio industry. TRIAD audio printed circuit transformers are used in line matching, telephone coupling, pulse trigger, driver, interstage, output, isolation and input applications.

Specifications:

Frequency Response Ranges: 200 - 15,000 Hz

Impedance Matching: 10% over freq. range.

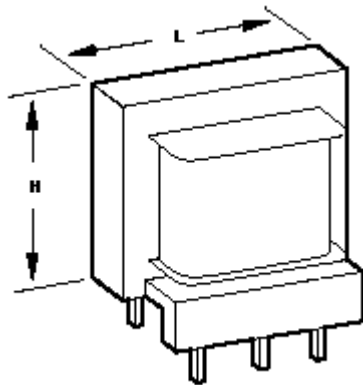


Figure A

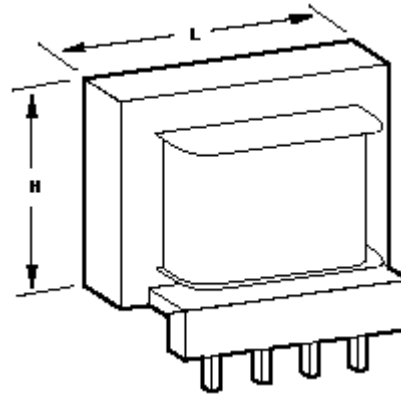


Figure B

PLUG-IN PRINTED CIRCUIT AUDIO TRANSFORMERS

Type No.	Output mW	Primary Impedance	Secondary Impedance	Figure	Pri. DC Unbalance	Dimensions							Wt. Oz.
						H	D	L	A	B	C	J	
TY-141P	100	10,000 CT	10,000 CT	A	4 Ma	5/8	19/32	13/16	3/16	27/64	3/16	0.042	.51
TY-142P	100	10,000 CT	2,000 CT	A	4 Ma	5/8	19/32	13/16	3/16	27/64	3/16	0.042	.51
TY-144P	100	15,000 CT	15,000 CT	A	4 Ma	5/8	19/32	13/16	3/16	27/64	3/16	0.042	.51
TY-145P	100	600 CT	600 CT	A	15 Ma	5/8	19/32	13/16	3/16	27/64	3/16	0.042	.51
TY-146P	1 Watt	600 CT/150*	600 CT/150*	B	-	1 1/8	1 1/8	1 3/8	13/64	1 1/32	3/16	0.042	3.0

* Split winding

** Inductance tolerance - 20% + 50%

CT=Center Tap

TECHNICAL NOTES:

1. Plug-in terminals are spaced to provide fixed mounting centers.

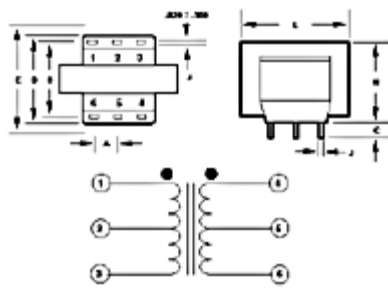


Figure A

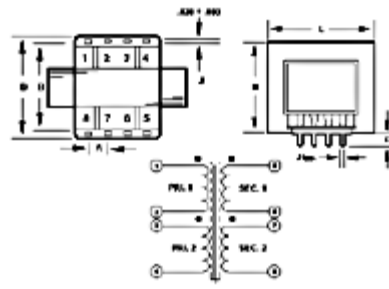


Figure B

TY - 144P

Description:

These transformers operate in the 200 Hz to 15,000 Hz range, making them suitable for a broad application spectrum in the audio industry. These devices are used in line matching, telephone coupling, pulse trigger, driver, interstage, output, isolation and input applications.

Operating Temperature Range: 0° C to 105° C

Electrical Specifications at 25° C:

1. Primary Impedance: 15000Ω CT
+ 15% with 600Ω load
2. Secondary Impedance: 15000Ω CT
3. Output: 100mW
4. Primary DC Unbalance: 4 Ma
5. Frequency Response: ± 2db from 200 to 15,000 Hz
6. Impedance Matching: 10% over full frequency range
7. Longitudinal Balance > 45db
8. Insertion Loss @ 1K Hz: < 1.5db
9. Return Loss: > 26db
10. Total Harmonic Distortion < 0.5% between 275Hz and 3.5KHz
11. DCR:

Primary (1-3)	1180Ω Nominal
Secondary (4-6)	1600Ω Nominal
12. Turns Ratio: 1 : 1
13. Dielectric Strength 1500V Pri to Sec to Core

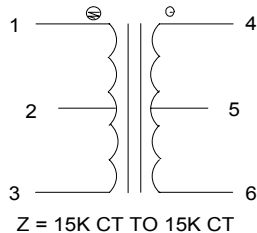
Construction:

Bobbin has plug-in terminals which are spaced to provide fixed mounting centers. Pins are a rugged .042" square, minimizing the incidence of bent pins from handling.

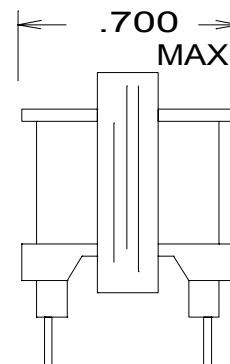

Outline Dimensions:

- A. Dimensions: As figures show
- B. PIN DIM. : .0375" x .020"
- C. Weight. : 0.51 oz.

Schematic:



RoHS Compliance: As of manufacturing date February 2005, all standard products meet the requirements of 2002/95/EC, known as the RoHS initiative.



DOT ABOVE #1 PIN
ON BOBBIN FLANGE

