


# PT 2X2-24DC-ST

Order No.: 2838228

The illustration shows version PT 2x2- 5DC-ST



<http://eshop.phoenixcontact.de/phoenix/treeViewClick.do?UID=2838228>


Protective plug PT with protective circuit for two 2-core floating signal circuits. Nominal voltage: 24 V DC



Commercial data	
EAN	4017918182649
Pack	10 pcs.
Customs tariff	85363010
Weight/Piece	0.02511 KG
Catalog page information	Page 86 (TT-2009)

**Product notes**

WEEE/RoHS-compliant since: 06/01/2006



<http://www.download.phoenixcontact.com>  
 Please note that the data given here has been taken from the online catalog. For comprehensive information and data, please refer to the user documentation. The General Terms and Conditions of Use apply to Internet downloads.

Technical data	
General	
Housing material	PA 6.6
Inflammability class acc. to UL 94	V0
Color	black

Standards for air and creepage distances	VDE 0110-1
	IEC 60664-1: 1992-10
Total surge current (8/20) $\mu$ s	20 kA
Ambient temperature (operation)	-40 °C ... 85 °C
Mounting type	On base element
Design	DIN rail module, two-section, divisible
Degree of protection	IP20
Direction of action	Line-Line & Line-Signal Ground/Shield & optional Signal Ground/ Shield-Earth Ground
Arrester can be tested with CHECKMASTER from software version:	From SW rev. 1.00
Width	17.70 mm
Height	52.00 mm
Length	45.00 mm
Pitch unit	1 Div.

**Protective circuit**

IEC category	C1
	C2
	C3
	D1
VDE requirement class	C1
	C2
	C3
	D1
Nominal voltage $U_N$	24 V DC
Max. operating voltage $U_{max}$	26 V DC
Arrester rated voltage $U_C$	28 V DC
	20 V AC
Arrester rated voltage $U_C$ (Core-Core)	28 V DC
	20 V AC
Arrester rated voltage $U_C$ (Core-Earth)	28 V DC
	20 V AC
Nominal current $I_N$	450 mA (45°C)
Operating effective current $I_C$ at $U_C$	$\leq 5 \mu$ A
Discharge current to PE at $U_C$	$\leq 1 \mu$ A (BE: 2x2+F)
	$\leq 4 \mu$ A

Nominal discharge surge current $I_n$ (8/20) $\mu\text{s}$ (Core-Core)	10 kA
Nominal discharge surge current $I_n$ (8/20) $\mu\text{s}$ (Core-Earth)	10 kA
Total surge current (8/20) $\mu\text{s}$	20 kA
Max. discharge surge current $I_{\text{max}}$ (8/20) $\mu\text{s}$ maximum (Core-Core)	10 kA
Max. discharge surge current $I_{\text{max}}$ (8/20) $\mu\text{s}$ maximum (Core-Earth)	10 kA
Lightning test current (10/350) $\mu\text{s}$ , peak value $I_{\text{imp}}$	2.5 kA (per path)
Output voltage limitation at 1 kV/ $\mu\text{s}$ (Core-Core) spike	$\leq 40$ V
Output voltage limitation at 1 kV/ $\mu\text{s}$ (Core-Earth) spike	$\leq 450$ V
Output voltage limitation at 1 kV/ $\mu\text{s}$ (Core-Core) static	$\leq 40$ V
Output voltage limitation at 1 kV/ $\mu\text{s}$ (Core-Earth) static	$\leq 450$ V
Residual voltage at $I_n$ , (conductor-conductor)	$\leq 40$ V
Residual voltage at $I_n$ , (conductor-GND)	$\leq 450$ V
Residual voltage with $I_{\text{an}}$ (10/1000) $\mu\text{s}$ (conductor-conductor)	$\leq 50$ V
Response time $t_A$ (Core-Core)	$\leq 1$ ns
Response time $t_A$ (Core-Earth)	$\leq 100$ ns
Input attenuation $a_E$ , sym.	0.5 dB ( $\leq 1$ MHz)
Cut-off frequency $f_g$ (3 dB), sym. in 50 Ohm system	Typ. 6 MHz
Capacity (Core-Core)	1.4 nF
Resistance in series	2.2 $\Omega$ (Path 1-2/5-6) 2.2 $\Omega$ (Path 7-8, 11-12)
Surge carrying capacity in acc. with IEC 61643-21 (Core-Core)	C2 (10 kV/5 kA)
Surge carrying capacity in acc. with IEC 61643-21 (Core-Earth)	C2 (10 kV/5 kA)
	D1 (2.5 kA)

**Connection data**

Type of connection	Screw connection (in connection with the base element)
Connection type IN	PLUGTRAB plug-in system
Connection type OUT	PLUGTRAB plug-in system

Screw thread	M3
Tightening torque, min	0.8 Nm
Stripping length	8 mm
Conductor cross section stranded min.	0.2 mm <sup>2</sup>
Conductor cross section stranded max.	2.5 mm <sup>2</sup>
Conductor cross section solid min.	0.2 mm <sup>2</sup>
Conductor cross section solid max.	4 mm <sup>2</sup>
Conductor cross section AWG/kcmil min.	24
Conductor cross section AWG/kcmil max	12

**Connection, protective circuit**

Standards/regulations	IEC 61643-21
	DIN EN 61643-21
	UL 497B

**Certificates / Approvals**



Certification	GOST, UL Listed
Certification Ex:	CUL-EX LIS, UL-EX LIS

**Accessories**

Item	Designation	Description
<b>Marking</b>		
0811228	X-PEN 0,35	Marker pen without ink cartridge, for manual labeling of markers, labeling extremely wipe-proof, line thickness 0.35 mm
0811228	X-PEN 0,35	Marker pen without ink cartridge, for manual labeling of markers, labeling extremely wipe-proof, line thickness 0.35 mm
0811228	X-PEN 0,35	Marker pen without ink cartridge, for manual labeling of markers, labeling extremely wipe-proof, line thickness 0.35 mm
0814717	ZBF 15:SO/CMS	Zack strip, flat, 10-section, divisible, special printing, marking according to customer requirements
0808671	ZBF 5,LGS:FORTL.ZAHLEN	Zack strip, flat, printed horizontally: 10-section, with the numbers, 1-10, 11-20 etc. up to 991-1000, color: White
0810821	ZBF 5,LGS:GERADE ZAHLEN	Zack marker strip, flat, printed horizontally: 10-section, with even numbers, printed with the numbers: 2-20, 22-40, etc. up to 82-100

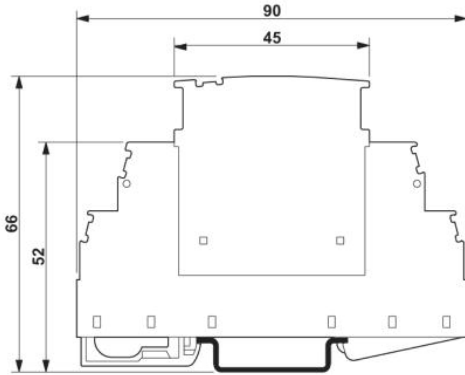
0810863	ZBF 5,LGS:UNGERADE ZAHLEN	Zack strip, flat, printed horizontally: 10-section, with odd numbers, printed with the numbers: 1-19, 21-39 etc. up to 81-99
0808697	ZBF 5,QR:FORTL.ZAHLEN	Flat Zack marker strip, printed vertically: 10-section, with the numbers 1-10, 11-20, etc. up to 151-160, color: White
0808668	ZBF 5/WH-100:UNBEDRUCKT	Zack strip, flat, unprinted: 10-section, for individual labeling with M-PEN or ZBF-T, large batch, sufficient for labeling 1000 terminal blocks, color: white
0808707	ZBF 5:SO/CMS	Zack strip, flat, 10-section, divisible, special printing, marking according to customer requirements
0808642	ZBF 5:UNBEDRUCKT	Zack strip, flat, unprinted: 10-section, for individual labeling with M-PEN or ZBF-T, sufficient for 100 terminal blocks, color: white
0800763	ZBN 18:SO/CMS	Marker labels, 5-section, special printing, labeled according to customer requirements (Please specify the required marking with order), for terminal width: 17.5 mm, color: White
2809128	ZBN 18:UNBEDRUCKT	Unprinted marker labels, strips with 5 labels for individual labeling with M-PEN or CMS system, for terminal block width: 17.5 mm, color: White

#### Additional products

Item	Designation	Description
<b>Assembly</b>		
2839295	SSA 3-6	shield fast connections for conductor diameter 3 - 6 mm. Potential connection cable: 200 mm, black
2839512	SSA 5-10	Shield fast connection for conductor diameters 5 - 10 mm. Potential connection cable: 200 mm, black
<b>General</b>		
2839224	PT 2X2+F-BE	Base element for protective plug PT with protective circuit for two 2-wire floating signal circuit, gas-filled surge arrester between the connections 3-4 (GND) and 9-10, for mounting on NS 35/7.5 and NS 35/15, housing width: 17.5 mm
2839208	PT 2X2-BE	Base element for protective plug PT with protective circuit for two 2-wire floating signal circuit, bridge between the connections 3-4 (GND) and 9-10, for mounting on NS 35/7.5 and NS 35/15, housing width: 17.5 mm

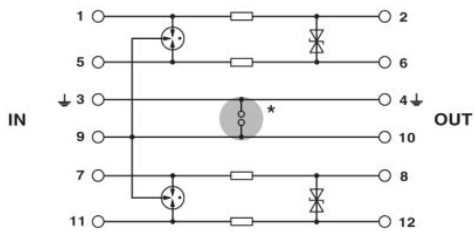
## Drawings

### Dimensioned drawing



The figure shows the complete module consisting of a base element and connector

### Circuit diagram



**Address**

PHOENIX CONTACT Inc., USA  
586 Fulling Mill Road  
Middletown, PA 17057, USA  
Phone (800) 888-7388  
Fax (717) 944-1625  
<http://www.phoenixcon.com>



© 2009 Phoenix Contact  
Technical modifications reserved;