

# Axial Lead and Cartridge Fuses

Designed to UL/CSA Standards

**RoHS** **Pb** **5 x 20 mm** Fast-Acting Fuse 235P Series



- Designed to UL/CSA/ANCE 248 Standard.
- Available in Cartridge and Axial Lead Format.
- Available in ratings of 0.100 to 6 amperes.
- RoHS compliant and Lead-Free
- Improved I<sup>2</sup> t

### ELECTRICAL CHARACTERISTICS:


% of Ampere Rating	Opening Time
100%	4 hours, <b>Minimum</b>
135%	1 hour, <b>Maximum</b>
200%	5 second, <b>Maximum</b>

### INTERRUPTING RATING:

0.10-1A	10,000 amperes at 125 VAC, 0.7-0.8 power factor 35 amperes at 250 VAC, 0.7-0.8 power factor
1.25A-3.15A	10,000 amperes at 125 VAC, 0.7-0.8 power factor 100 amperes at 250 VAC, 0.7-0.8 power factor
4A-6A	10,000 amperes at 125 VAC, 0.7-0.8 power factor

### ORDERING INFORMATION:

Catalog Number	Ampere Rating	Voltage Rating	Nominal Resistance Cold Ohms	Nominal Melting I <sup>2</sup> t A <sup>2</sup> Sec.
235.100P	.100	250	8.40	0.00160
235.125P	.125	250	5.75	0.00270
235.200P	.200	250	3.15	0.0087
235.250P	.250	250	2.25	0.0170
235.300P	.300	250	1.60	0.0320
235.400P	.400	250	1.08	0.0580
235.500P	.500	250	0.427	0.0690
235.600P	.600	250	0.320	0.112
235.700P	.700	250	0.263	0.156
235.800P	.800	250	0.192	0.253
235 001.P	1	250	0.153	0.467
235 1.25P	1.25	250	0.105	1.086
235 01.6P	1.6	250	0.076	2.025
235 002.P	2	250	0.0600	2.649
235 02.5P	2.5	250	0.044	5.443
235 003.P	3	250	0.035	8.394
235 004.P	4	125	0.025	17.138
235 005.P	5	125	0.018	27.411
235 006.P	6	125	0.015	48.324



### ENVIRONMENTAL SPECIFICATIONS:

**Operating temperature:** -55°C to 125°C

**Thermal Shock:** MIL-STD-202F Method 107G, Test Condition B: (5 cycles -65°C to +125°C)

**Vibration:** MIL-STD-202F Method 201A

**Humidity:** MIL-STD-202F Method 103B, Test Condition A. high relative humidity (95%) and elevated temperature (40°C) for 240 hours.

**Salt Spray:** MIL-STD-202F Method 101D, Test Condition B

### PHYSICAL SPECIFICATIONS:

**Material:** Body: Glass  
Cap: Nickel Plated Brass  
Leads: Tin Plated Copper

**Terminal Strength:** MIL-STD-202F Method 211A, Test Condition A

**Solderability:** Reference IEC 60127 Second Edition 2003-01 Annex A

**Terminal strength:** MIL-STD-202F Method 211A, Test Condition A

**Product Marking:** Cap 1: current and voltage rating.  
Cap 2: Agency approval markings.

**Packaging:** Available in Bulk (V=5, H=100, M=1000 pcs/pkg) or on Tape/Reel (MRET1=1000 pcs/reel).

# Axial Lead and Cartridge Fuses

Designed to UL/CSA Standards

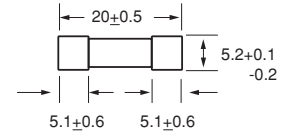
**RoHS** **Pb** **5 x 20 mm** Fast-Acting Fuse 235P Series



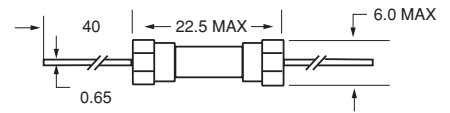
## Agency Approvals

Agency Approvals		Ampere Range	
	Certificate No.	Cartridge	
		NBK290502-E10480 G	1A – 3A 250V 100A
		NBK280602-E10480 C	4A & 5A 125V 10000A
		NBK290502-E10480 I	6A 125V 500A
		Leaded	
		NBK290502-E10480 H	1A – 3A 250V 100A
		NBK280602-E10480 D	4A & 5A 125V 10000A
		NBK290502-E10480 J	6A 125V 500A
	Certificate No.	SU05001-3007	100mA – 400mA
		SU05001-2002A	500mA – 3A
		SU05001-2003A	4A – 6A
	Listed File No.	E10480	100mA – 6A
	Guide No.	JDYX	
	File No.	029862	
	Cert. Class No.	LR1422-01	

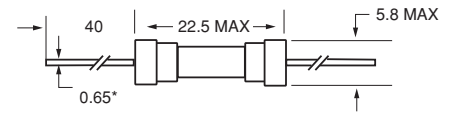
**0235000P**



**0235.100 XEP  
to  
0235.400 XEP**

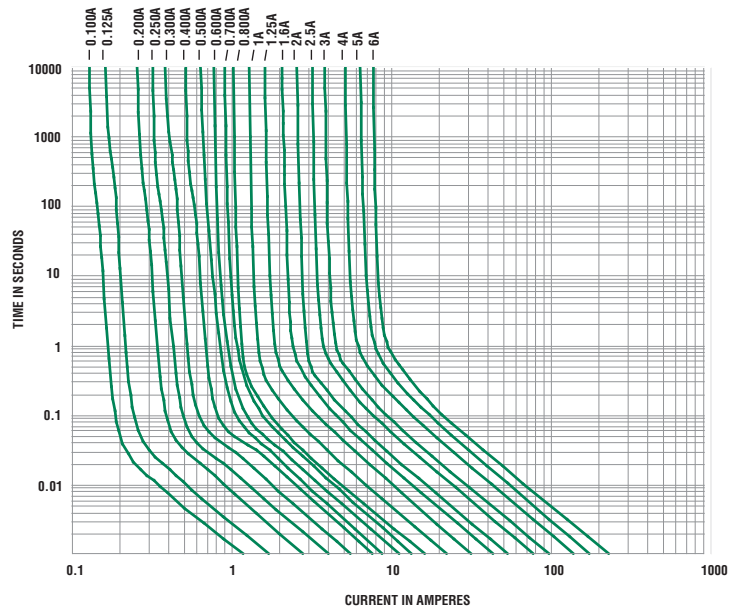


**0235.500 XEP  
to  
0235006.XEP**



All dimensions in mm

## Average Time Current Curves



11  
AXIAL LEAD AND  
CARTRIDGE FUSES