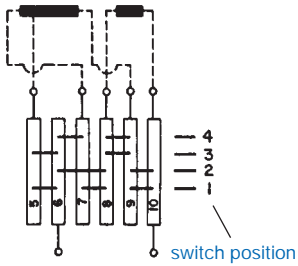


Voltage selector inserts  
for Power Entry Modules, types KE, CE, KG, CG

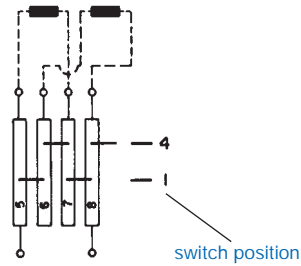


System No. 1



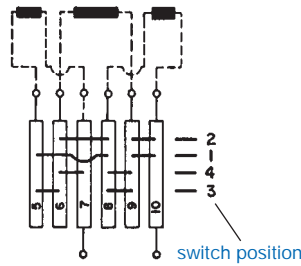
2 separate windings  
one with a tap  
3 or 4 switch positions

System No. 2



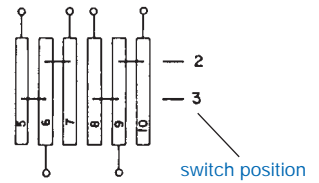
2 separate windings  
2 switch positions

System No. 3



3 separate windings  
3 or 4 switch positions

System No. 4



2-pole change-over switch

Order Numbers for voltage selector insert for  
Power Entry Modules, types KE, CE, KG, CG

	System No.	Voltage marking, switch position				Schematic	Switch position
		1	2	3	4		
4305.0048.00	1,2	without marking					
4305.0048.01	1	100	120	220	240		
4305.0048.03	2	110		220			
4305.0048.05	2	115		230			
4305.0048.10	1	100	115	230			
4305.0050.00	3	without marking					
4305.0050.02	3	130	110	240	220		
4305.0050.04	3	110		240	220		
4305.0050.06	3	150	110	220			
4305.0049.00	4	without marking					
4305.0049.07	4	220		110	110		
4305.0049.17	4	115		230	110		
4305.0049.19	4	230		110	110		

Other voltage markings on request