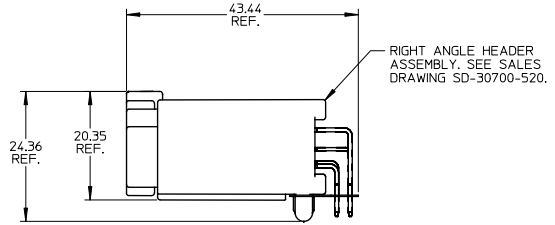
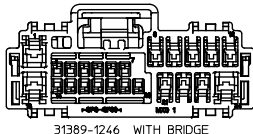
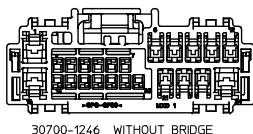
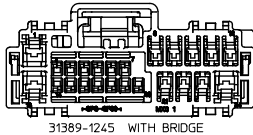
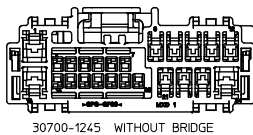
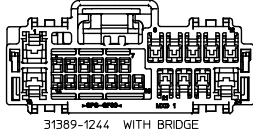
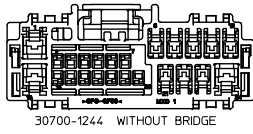


SEE ECN# UAU2001-0258 ECN NO. UAU2010-0331 DRAWN: PHELPS 2009/11/16 CHKD: JIN 2009/11/24 APPR: JNORTHRO 2009/11/24	QUALITY SYMBOLS	GENERAL TOLERANCES (UNLESS SPECIFIED)		SCALE 2:1	DESIGN UNITS METRIC	THIRD ANGLE PROJECTION	REVISE ON CAD ONLY	
	▽ 0	mm	INCH	DIMENSION STYLE MM ONLY				
	▽ 0	4 PLACES ± .005	± .005	DRAWN BY RCARLSON	DATE 01/04/04	TITLE 24 CIRCUIT FEMALE HARNESS ASSEMBLY		
		3 PLACES ± .010	± .010	CHECKED BY CKRISHNA	DATE 01/04/24	MOLEX MOLEX INCORPORATED		
	2 PLACES ± 0.13	± .013	APPROVED BY LGEB	DATE 01/04/24	MATERIAL NO. SEE CHART	DOCUMENT NO. SD-30700-124	SHEET NO. 1 OF 2	
	1 PLACE ± 0.25	± .025	DRAFT WHERE APPLICABLE MUST REMAIN WITHIN DIMENSIONS					THIS DRAWING CONTAINS INFORMATION THAT IS PROPRIETARY TO MOLEX INCORPORATED AND SHOULD NOT BE USED WITHOUT WRITTEN PERMISSION

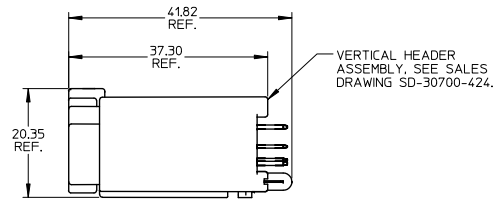
1b\_frgme\_C-B1  
rev. B1 2000/08/01

12 11 10 9 8 7 6 5 4 3 2 30700

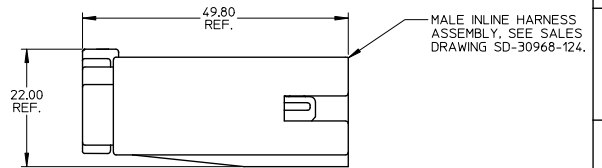
PACKAGING	POLARIZATION OPTIONS & COLOR	
ASSEMBLY P/N BULK PACKED	HARNESS ASSEMBLY (POLARIZATION OPTIONS)	HOUSING COLOR
30700-1244	WITHOUT BRIDGE - 'A'	GRAY
30700-1245	WITHOUT BRIDGE - 'B'	BLACK
30700-1246	WITHOUT BRIDGE - 'C'	NATURAL
31389-1244	WITH BRIDGE - 'A'	GRAY
31389-1245	WITH BRIDGE - 'B'	BLACK
31389-1246	WITH BRIDGE - 'C'	NATURAL



MATED VIEW



MATED VIEW



MATED VIEW

SEE ECN# UAU2001-0258 EC NO. UAU2010-0331 DRWN: PPH/PLS 2009/11/16 CHKD: JNOR 2009/11/24 APPR: JNOR 2009/11/24	QUALITY SYMBOLS	GENERAL TOLERANCES (UNLESS SPECIFIED)	SCALE 2:1	DESIGN UNITS METRIC	THIRD ANGLE PROJECTION	REVISE ON CAD ONLY																		
	0 0	<table border="1"> <thead> <tr> <th></th> <th>mm</th> <th>INCH</th> </tr> </thead> <tbody> <tr> <td>4 PLACES</td> <td>± .15</td> <td>± .005</td> </tr> <tr> <td>3 PLACES</td> <td>± .20</td> <td>± .008</td> </tr> <tr> <td>2 PLACES</td> <td>± 0.13</td> <td>± .005</td> </tr> <tr> <td>1 PLACE</td> <td>± 0.25</td> <td>± .010</td> </tr> <tr> <td colspan="3">ANGULAR ± 1°</td> </tr> </tbody> </table>		mm	INCH	4 PLACES	± .15	± .005	3 PLACES	± .20	± .008	2 PLACES	± 0.13	± .005	1 PLACE	± 0.25	± .010	ANGULAR ± 1°			DIMENSION STYLE MM ONLY		TITLE	
			mm	INCH																				
		4 PLACES	± .15	± .005																				
3 PLACES	± .20	± .008																						
2 PLACES	± 0.13	± .005																						
1 PLACE	± 0.25	± .010																						
ANGULAR ± 1°																								
DRAFT WHERE APPLICABLE MUST REMAIN WITHIN DIMENSIONS			DRAWN BY RCARLSON DATE 01/04/04 CHECKED BY CKRISHNA DATE 01/04/24 APPROVED BY LGEBIB DATE 01/04/24	24 CIRCUIT FEMALE HARNESS ASSEMBLY MOLEX INCORPORATED																				
			THIS DRAWING CONTAINS INFORMATION THAT IS PROPRIETARY TO MOLEX INCORPORATED AND SHOULD NOT BE USED WITHOUT WRITTEN PERMISSION		MATERIAL NO. ENTER-PART SD-30700-124 DOCUMENT NO. SHEET NO. 2 OF 2																			

hd\_frmn\_C-B1 rev. B1 2000/08/01

11 10 9 8 7 6 5 4 3 2 1