


## OPT-24DC/ 24DC/ 2


Order No.: 2966595

The illustration shows the version OPT-24DC/48DC/100



<http://eshop.phoenixcontact.de/phoenix/treeViewClick.do?UID=2966595>

Pluggable miniature optocouplers, power optocouplers, input: 24 V DC, output: 3-33 V DC/3 A

Commercial data	
GTIN (EAN)	
sales group	G151
Pack	10 pcs.
Customs tariff	85364190
Catalog page information	Page 100 (IF-2011)

### Product notes

WEEE/RoHS-compliant since:  
01/23/2006



<http://www.download.phoenixcontact.com>  
Please note that the data given here has been taken from the online catalog. For comprehensive information and data, please refer to the user documentation. The General Terms and Conditions of Use apply to Internet downloads.

Technical data	
<b>Input data</b>	
Nominal input voltage $U_N$	24 V DC
Input voltage range in reference to $U_N$	0.8 ... 1.2
Switching threshold "0" signal, voltage	$\leq 10$ V
Switching threshold "1" signal voltage	$\geq 16$ V

Typical input current at $U_N$	7 mA
Typical response time	20 $\mu$ s (at $U_N$ )
Typical turn-off time	300 $\mu$ s (at $U_N$ )
Transmission frequency	300 Hz

#### Output data

Output nominal voltage range	3 V DC ... 33 V DC
Limiting continuous current	3 A (see derating curve)
Maximum inrush current	15 A (10 ms)
Voltage drop at max. limiting continuous current	$\leq$ 150 mV
Output circuit	2-wire, floating
Type of protection	Protection against polarity reversal
	Surge protection

#### General data

Width	5 mm
Height	28 mm
Depth	15 mm
Ambient temperature (operation)	-25 °C ... 60 °C
Ambient temperature (storage/transport)	-25 °C ... 70 °C
Mounting position	Any
Assembly instructions	In rows with zero spacing
Operating mode	100% operating factor
Name	Standards/regulations
Standards/regulations	IEC 60664
	EN 50178
	IEC 62103
Rated surge voltage / insulation	Basic insulation
Pollution degree	2
Surge voltage category	III

#### Certificates / Approvals



Certification

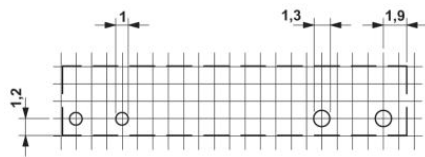
CUL, GL, GOST, UL

**Additional products**

Item	Designation	Description
<b>General</b>		
2966058	PLC-BSC- 24DC/ 1/ACT	6.2 mm PLC actuator basic terminal blocks with screw connection method, input voltage 24 V DC(without relay or optocoupler)
2966061	PLC-BSC- 24DC/ 1/SEN	6.2 mm PLC Sensor basic terminal blocks with screw connection method, input voltage 24 V DC(without relay or optocoupler)
2966016	PLC-BSC- 24DC/21	6.2 mm PLC basic terminal blocks with screw connection method, input voltage 24 V DC(without relay or optocoupler)
2966090	PLC-BSC- 48DC/21	6.2 mm PLC basic terminal blocks with screw connection method, input voltage 48 V DC(without relay or optocoupler)
2967196	PLC-BSP- 24DC/ 1/ACT	6.2 mm PLC PLC actuator basic terminal blocks with spring-cage connection method, input voltage 24 V DC(without relay or optocoupler)
2967206	PLC-BSP- 24DC/ 1/SEN	6.2 mm PLC Sensor basic terminal blocks with spring-cage connection method, input voltage 24 V DC(without relay or optocoupler)
2967219	PLC-BSP- 24DC/21	6.2 mm PLC basic terminal blocks with spring-cage connection method, input voltage 24 V DC(without relay or optocoupler)
2967329	PLC-BSP- 48DC/21	6.2 mm PLC basic terminal blocks with spring-cage connection method, input voltage 48 V DC(without relay or optocoupler)

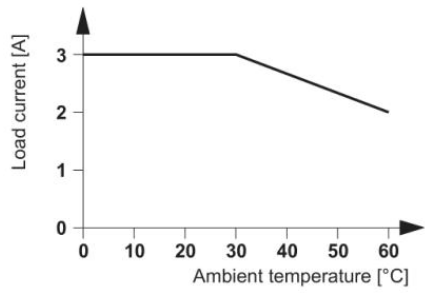
**Diagrams/Drawings**

Drilling plan/solder pad geometry

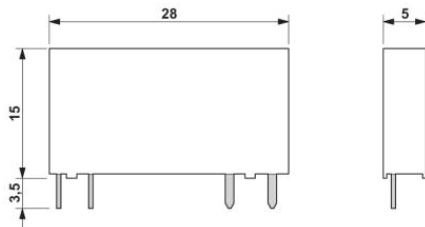


a = pitch division 1.25 mm and 1.27 mm

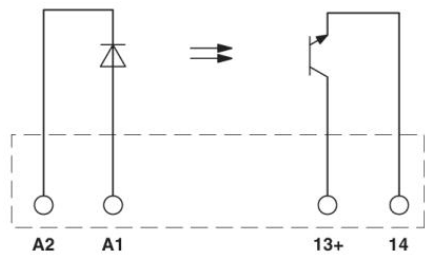
Diagram



Dimensioned drawing



Circuit diagram



**Address**

PHOENIX CONTACT Inc., USA  
586 Fulling Mill Road  
Middletown, PA 17057, USA  
Phone (800) 888-7388  
Fax (717) 944-1625  
<http://www.phoenixcon.com>



© 2011 Phoenix Contact  
Technical modifications reserved;