

# Silizium-PIN-Fotodiode mit Tageslichtsperrfilter

## Silicon-PIN-Photodiode with Daylight Filter

### Lead (Pb) Free Product - RoHS Compliant

SFH 205 FA



#### Wesentliche Merkmale

- Speziell geeignet für Anwendungen bei 880 nm
- Kurze Schaltzeit (typ. 20 ns)
- 5 mm-Plastikbauform im LED-Gehäuse
- Auch gegurtet lieferbar

#### Anwendungen

- IR-Fernsteuerung von Fernseh- und Rundfunkgeräten, Videorecordern, Lichtdimmern, Gerätefernsteuerungen
- Lichtschranken für Gleich- und Wechsellichtbetrieb

#### Features

- Especially suitable for applications of 880 nm
- Short switching time (typ. 20 ns)
- 5 mm LED plastic package
- Also available on tape and reel

#### Applications

- IR-remote control of hi-fi and TV sets, video tape recorders, dimmers, remote control of various equipment
- Photointerrupters

Typ Type	Bestellnummer Ordering Code
SFH 205 FA	Q62702P1677

**Grenzwerte**  
**Maximum Ratings**

Bezeichnung Parameter	Symbol Symbol	Wert Value	Einheit Unit
Betriebs- und Lagertemperatur Operating and storage temperature range	$T_{op}; T_{stg}$	- 40 ... + 100	°C
Sperrspannung Reverse voltage	$V_R$	32	V
Verlustleistung, $T_A = 25\text{ °C}$ Power dissipation	$P_{tot}$	150	mW

**Kennwerte ( $T_A = 25\text{ °C}$ ,  $\lambda = 870\text{ nm}$ )**  
**Characteristics**

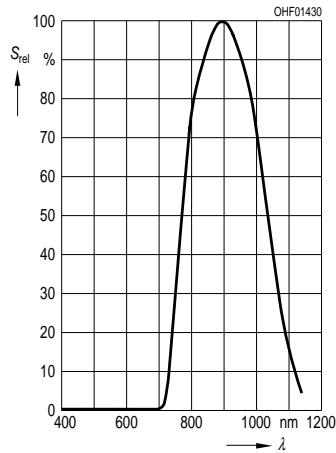
Bezeichnung Parameter	Symbol Symbol	Wert Value	Einheit Unit
Fotostrom Photocurrent $V_R = 5\text{ V}$ , $E_e = 1\text{ mW/cm}^2$	$I_P$	60 ( $\geq 45$ )	$\mu\text{A}$
Wellenlänge der max. Fotoempfindlichkeit Wavelength of max. sensitivity	$\lambda_{S\text{ max}}$	900	nm
Spektraler Bereich der Fotoempfindlichkeit $S = 10\%$ von $S_{\text{max}}$ Spectral range of sensitivity $S = 10\%$ of $S_{\text{max}}$	$\lambda$	740 ... 1100	nm
Bestrahlungsempfindliche Fläche Radiant sensitive area	$A$	7.00	$\text{mm}^2$
Abmessungen der bestrahlungsempfindlichen Fläche Dimensions of radiant sensitive area	$L \times B$ $L \times W$	$2.65 \times 2.65$	$\text{mm} \times \text{mm}$
Halbwinkel Half angle	$\varphi$	$\pm 60$	Grad deg.
Dunkelstrom, $V_R = 10\text{ V}$ Dark current	$I_R$	2 ( $\leq 30$ )	nA
Spektrale Fotoempfindlichkeit Spectral sensitivity	$S_\lambda$	0.63	A/W
Quantenausbeute Quantum yield	$\eta$	0.9	<u>Electrons</u> Photon
Leerlaufspannung, $E_e = 1\text{ mW/cm}^2$ Open-circuit voltage	$V_O$	350 ( $\geq 280$ )	mV

**Kennwerte** ( $T_A = 25\text{ °C}$ ,  $\lambda = 870\text{ nm}$ )  
**Characteristics** (cont'd)

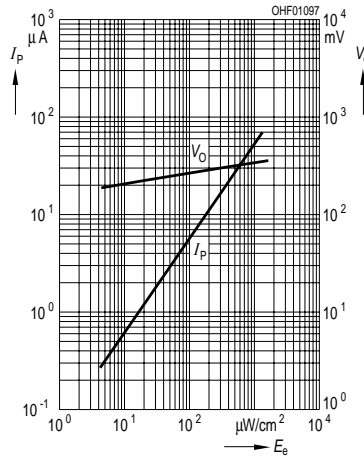
Bezeichnung Parameter	Symbol Symbol	Wert Value	Einheit Unit
Kurzschlußstrom, $E_e = 1\text{ mW/cm}^2$ Short-circuit current	$I_{SC}$	56	$\mu\text{A}$
Anstiegs- und Abfallzeit des Fotostromes Rise and fall time of the photocurrent $R_L = 50\ \Omega$ ; $V_R = 5\text{ V}$ ; $\lambda = 850\text{ nm}$ ; $I_p = 800\ \mu\text{A}$	$t_r, t_f$	20	ns
Durchlaßspannung, $I_F = 100\text{ mA}$ , $E = 0$ Forward voltage	$V_F$	1.3	V
Kapazität, $V_R = 0\text{ V}$ , $f = 1\text{ MHz}$ , $E = 0$ Capacitance	$C_0$	72	pF
Temperaturkoeffizient von $V_O$ Temperature coefficient of $V_O$	$TC_V$	- 2.6	mV/K
Temperaturkoeffizient von $I_{SC}$ Temperature coefficient of $I_{SC}$	$TC_I$	0.03	%/K
Rauschäquivalente Strahlungsleistung Noise equivalent power $V_R = 10\text{ V}$	$NEP$	$4.0 \times 10^{-14}$	$\frac{\text{W}}{\sqrt{\text{Hz}}}$
Nachweisgrenze, $V_R = 10\text{ V}$ Detection limit	$D^*$	$6.6 \times 10^{12}$	$\frac{\text{cm} \times \sqrt{\text{Hz}}}{\text{W}}$

**Relative Spectral Sensitivity**

$S_{rel} = f(\lambda)$

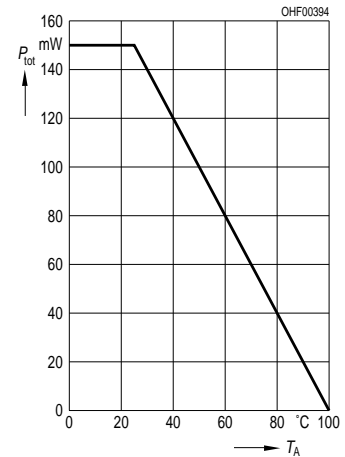


**Photocurrent  $I_P = f(E_e)$ ,  $V_R = 5 V$   
Open-Circuit Voltage  $V_O = f(E_e)$**



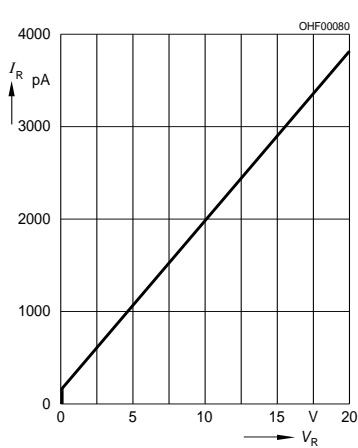
**Total Power Dissipation**

$P_{tot} = f(T_A)$



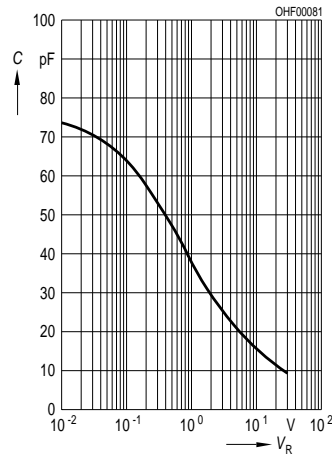
**Dark Current**

$I_R = f(V_R), E = 0$



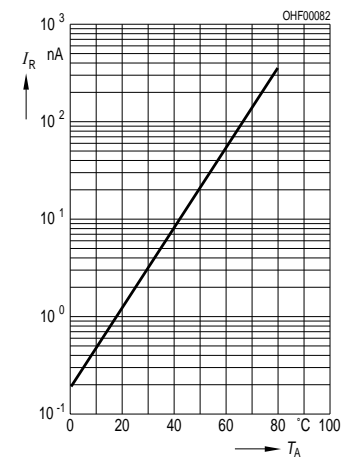
**Capacitance**

$C = f(V_R), f = 1 MHz, E = 0$



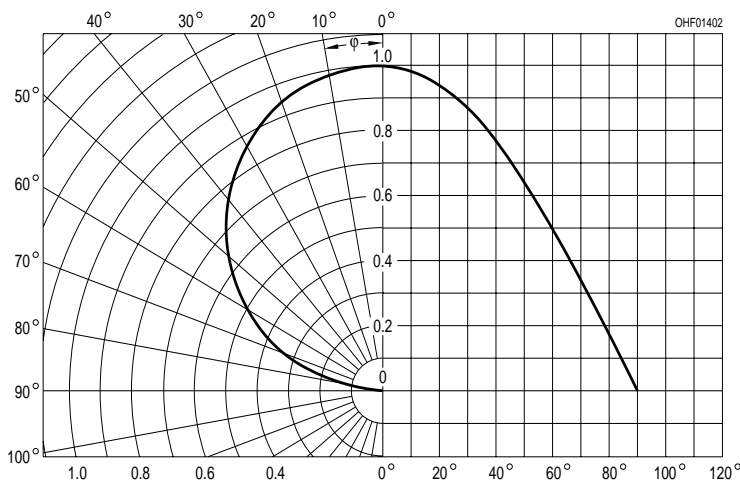
**Dark Current**

$I_R = f(T_A), V_R = 10 V, E = 0$

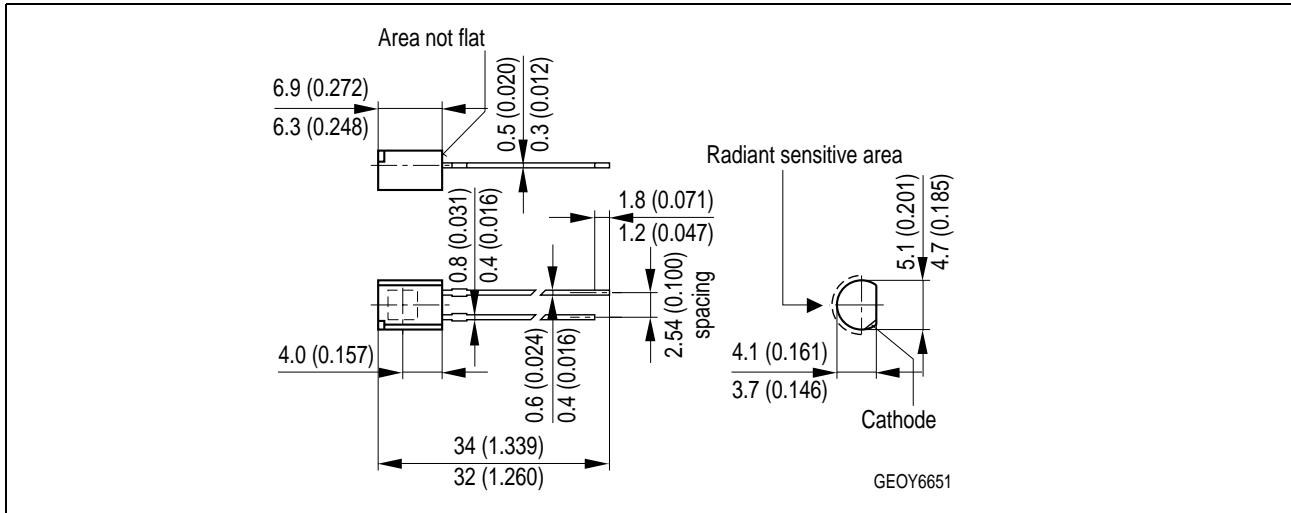


**Directional Characteristics**

$S_{rel} = f(\varphi)$



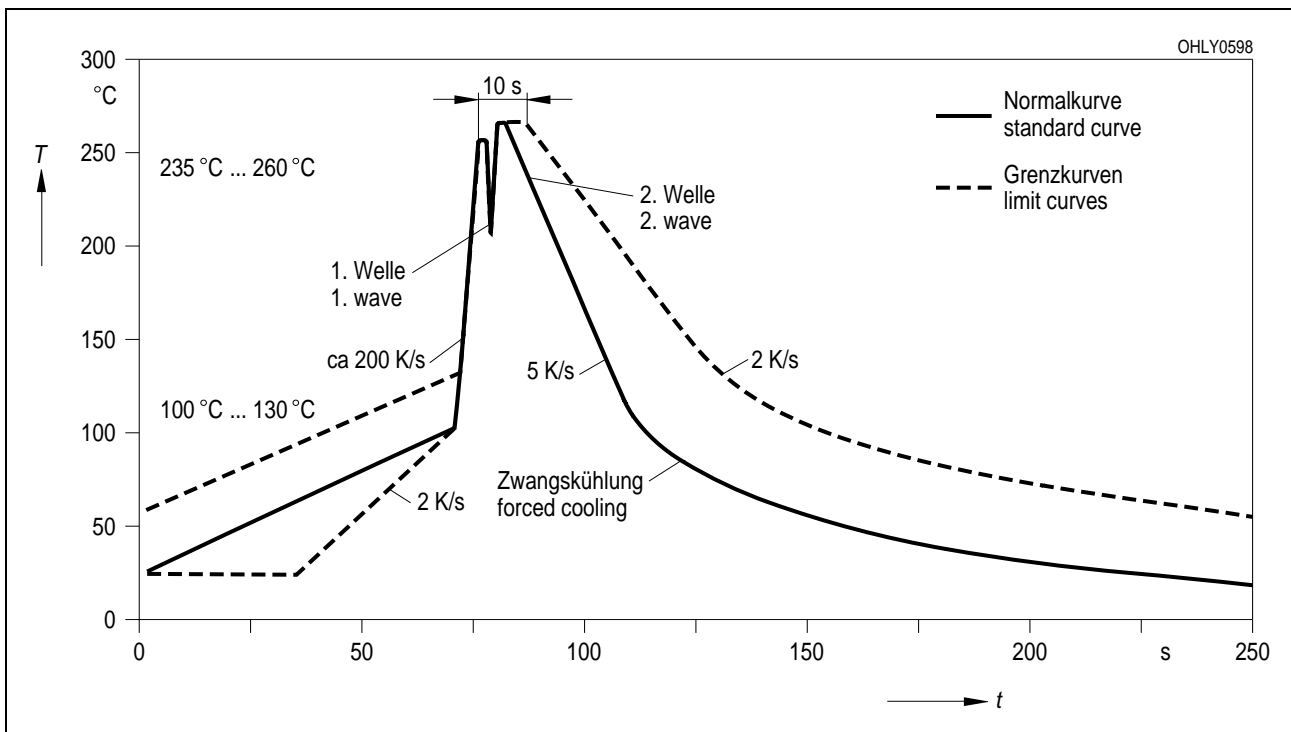
**Maßzeichnung  
Package Outlines**



Maße in mm (inch) / Dimensions in mm (inch).

**Lötbedingungen  
Soldering Conditions  
Wellenlöten (TTW)  
TTW Soldering**

(nach CECC 00802)  
(acc. to CECC 00802)



Published by  
**OSRAM Opto Semiconductors GmbH**  
Wernerwerkstrasse 2, D-93049 Regensburg  
[www.osram-os.com](http://www.osram-os.com)  
© All Rights Reserved.

EU RoHS and China RoHS compliant product



此产品符合欧盟 RoHS 指令的要求；

按照中国的相关法规和标准，不含有毒有害物质或元素。

The information describes the type of component and shall not be considered as assured characteristics. Terms of delivery and rights to change design reserved. Due to technical requirements components may contain dangerous substances. For information on the types in question please contact our Sales Organization.

#### **Packing**

Please use the recycling operators known to you. We can also help you – get in touch with your nearest sales office. By agreement <sup>1</sup> we will take packing material back, if it is sorted. You must bear the costs of transport. For packing material that is returned to us unsorted or which we are not obliged to accept, we shall have to invoice you for any costs incurred.

**Components used in life-support devices or systems must be expressly authorized for such purpose!** Critical components <sup>1</sup>, may only be used in life-support devices or systems <sup>2</sup> with the express written approval of OSRAM OS.

<sup>1</sup> A critical component is a component used in a life-support device or system whose failure can reasonably be expected to cause the failure of that life-support device or system, or to affect its safety or effectiveness of that device or system.

<sup>2</sup> Life support devices or systems are intended (a) to be implanted in the human body, or (b) to support and/or maintain and sustain human life. If they fail, it is reasonable to assume that the health of the user may be endangered.