

DIALIGHT PART NUMBER	LED COLOR
597-2211-602F, -607F	AlInGaP ORANGE
597-2222-602F, -607F	AlInGaP YELLOW
597-2501-602F, -607F	AlInGaP GREEN
597-2601-602F, -607F	InGaN GREEN
597-2901-602F, -607F	InGaN BLUE

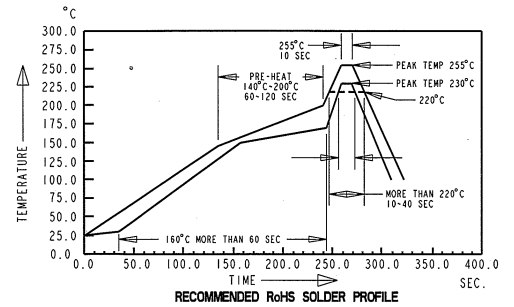
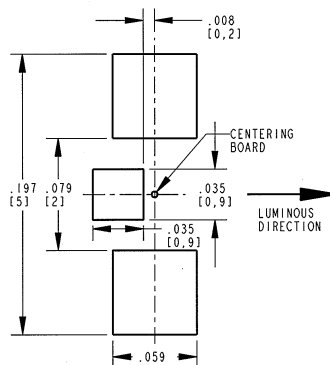
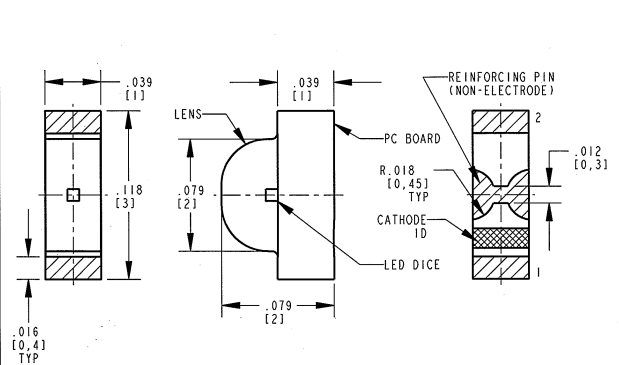
RoHS COMPLIANT 597-2XXX-60XF

Part Numbers with the "F" suffix ending are RoHS Compliant.
For example: 597-2222-607F
Reel and bag packaging are marked with "RoHS Compliant" label or equivalent markings. These parts can be used with RoHS reflow profile. Parts can be wave soldered, dip soldered or hand soldered using typical lead-free soldering process with max 260°C temp. for 5 sec.



ATTENTION:
OBSERVE PRECAUTIONS FOR
HANDLING ELECTROSTATIC
SENSITIVE DEVICES

REV	ECN NO	REVISIONS	DRN	CKD	APP	DATE
A		NEW RELEASE	KLJ	7/8	7/17	2017

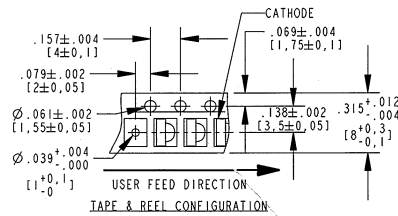


NOTES:

- EPOXY COLOR: WATER CLEAR
- MOISTURE SENSITIVITY LEVEL 3.
- LEADS: 0.2 μm GOLD (Au) OVER 4.0 μm NICKEL (Ni) ON COPPER (Cu) BASE.
- TAPE & REEL AS PER EIA STANDARD 481-1-A; CATHODE SIDE TOWARDS SPROCKET.
- TAPE & REEL LEADS MAY REQUIRE RE-TAPING AFTER TWELVE MONTHS
- PIN NUMBERS ARE FOR REFERENCE ONLY. DESIGNATION NON-EXISTENT ON PART.
- ...-602F SUFFIX MEANS PARTS PACKAGED ON A 20 PCS SAMPLE STRIP.
- ...-607F SUFFIX MEANS PARTS PACKAGED ON A 7" (Ø180mm) REEL, 3000 PCS/REEL.
- DIALIGHT PART NUMBERS:
597-2211-602F, -607F; 597-2222-602F, -607F; 597-2501-602F, -607F;
597-2601-602F, -607F; 597-2901-602F, -607F
- PACKAGING TO INCLUDE LABEL CONTAINING DIALIGHT P/N, DATE CODE/LOT NO., LUMINOUS INTENSITY AND COLOR BINS, QTY/REEL, AND COUNTRY OF ORIGIN.
- THIS ASSEMBLY CONTAINS ELECTROSTATIC DISCHARGE SENSITIVE DEVICES (ESDS). MAINTAIN ALL PRECAUTIONARY MEASURES DURING ASSEMBLY, HANDLING, AND STORAGE IN ACCORDANCE WITH IPC-A-610.

COLOR	OPERATING CHARACTERISTICS AT 25°C AMBIENT											
	LUMINOUS INTENSITY (mcd) @ I _F =20mA			FORWARD VOLTAGE (V) @ I _F =20mA			REVERSE CURRENT (μA)	DOMINANT WAVELENGTH (nm)			PEAK WAVELENGTH (nm)	VIEWING ANGLE (DEG)
	MIN	TYP	MAX	MIN	TYP	MAX	MAX	MIN	TYP	MAX	TYP	TYP
AlInGaP ORANGE	71	125	180	2.0	2.4	10	598	605	612	611	130	130
AlInGaP YELLOW	71	125	180	1.8	2.4	10	587	589	592	588	130	130
AlInGaP GREEN	28	50	71	2.0	2.4	10	570	572	577	574	130	130
InGaN GREEN	112	195	280	2.8	3.2	3.6	10	520	525	535	525	130
InGaN BLUE	71	125	180	2.8	3.8	10	465	470	475	468	130	130

ABSOLUTE MAXIMUM RATINGS AT 25°C AMBIENT	COLOR					UNITS	
	AlInGaP ORANGE	AlInGaP YELLOW	AlInGaP GREEN	InGaN GREEN	InGaN BLUE		
POWER DISSIPATION	75	75	75	76	76	mW	
CONTINUOUS FORWARD CURRENT	30	30	30	20	20	mA	
PEAK FORWARD CURRENT (1/10 DUTY CYCLE, 0.1ms PULSE WIDTH)	80	80	80	100	100	mA	
DERATE LINEARLY FROM 25°C	0.4	0.4	0.4	0.4	0.25	0.25	mA/°C
REVERSE VOLTAGE	5					V	
STORAGE TEMPERATURE	-55 TO +85			-30 TO +100		°C	
OPERATING TEMPERATURE	-55 TO +85			-20 TO +80		°C	



THIS DRAWING AND THE CONTENTS HEREIN ARE CONFIDENTIAL AND THE SOLE PROPERTY OF DIALIGHT. REPRODUCTION OF THIS DRAWING OR CONSTRUCTION OF ANY PARTS WITHIN THIS DRAWING ARE FORBIDDEN WITHOUT THE WRITTEN CONSENT OF DIALIGHT.		
SCALE: 15.000	DRAWING NUMBER	REV
ALL DIM'S IN: INCHES (MM)	C-17683	A
TOLERANCES: UNLESS OTHERWISE SPECIFIED	TITLE 1208 SMT RIGHT ANGLE LED	
FRACTIONS: ±1/64	RoHS COMPLIANT	
DECIMALS (L, XXX): ±.01	MATERIAL	
DECIMALS (L, XXX): ±.005		
ANGLES: ±1°		
FINISH:	Dialight	1501 ROUTE 34 SOUTH FARMINGDALE, NJ 07127
FSCM 83330	SHEET 1 OF 1	FAMILY TABLE: