



We Tame Photons to Work for You!



Products > LEDs > Surface Mount > SOT-23 Package > Half Moon Solder Terminals

**Features / Options**

**Applications / Uses**



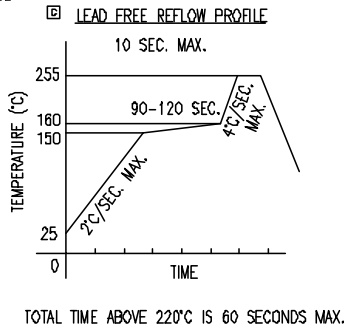
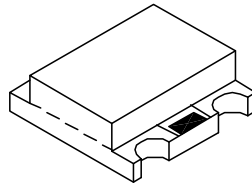
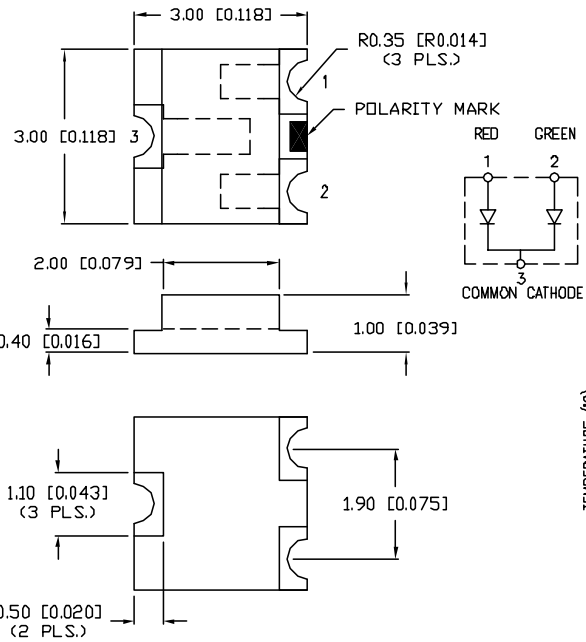
- ▶ State-of-the-Art, High Brightness Chip Technology
- ▶ Choice of Colors and Lens Finishes
- ▶ Lead Frame / Lens Casting Reliability
- ▶ Easy-to-Solder Leads, Tin Finish
- ▶ Available Bulk or on Tape and Reel
- ▶ Lead Trimming and Forming Available
- ▶ Custom Shapes, Easily Tooled, Low Minimum

- ▶ Board or Panel Indication or Illumination
- ▶ Annunciator and Control Panels
- ▶ Telecom Switches and Central Station Equipment
- ▶ Large Panel Indicators

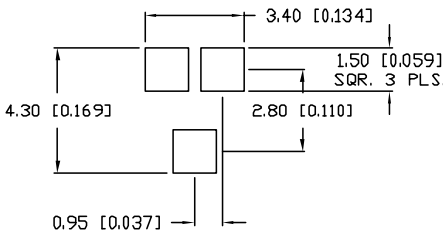
Part Number:	Brightness	Dice Material	Emitted Color	Peak Wavelength	Epoxy Lens	Operating Typ Vf (V)	Intensity Typ, mcd @ 20 mA	View Angle 2x Theta		
SML-LX15AC-RP-TR	STANDARD	GaAsP	Amber	605	Clear	2.0	10	140		—
SML-LX15AC-TR	STANDARD	GaAsP	Amber	605	Clear	2.0	10	140		—
SML-LX15AGC-RP-TR	STANDARD	GaAsP		605	Clear	2.0/2.2	10	140		—
SML-LX15AGC-TR	STANDARD	GaAsP	Amber/Green	605	Clear	2.0/2.2	10	140		—
SML-LX15AYC-RP-TR	STANDARD	GaAsP	Amber/Green	605	Clear	2.0/2.1	10	140		—
SML-LX15AYC-TR	STANDARD	GaAsP	Amber/Yellow	605	Clear	2.0/2.1	10	140		—
SML-LX15GC-RP-TR	STANDARD	GaP	Green	565	Clear	2.1	10	140		—
SML-LX15GC-TR	STANDARD	GaP	Green	565	Clear	2.1	10	140		—
SML-LX15GGC-RP-TR	STANDARD	GaP	Green	565	Clear	2.2	10	140		—
SML-LX15GGC-TR	STANDARD	GaP	Green/Green	565	Clear	2.2	10	140		—

SML-LX15GIC-RP-TR		STANDARD	GaP		565	Clear	2.2/2.0	10	140		—
SML-LX15GIC-TR		STANDARD	GaP	Green/Red	565	Clear	2.2/2.0	10	140		—
SML-LX15GYC-RP-TR		STANDARD	GaP	Green/Yellow	565	Clear	2.2/2.1	10	140		—
SML-LX15GYC-TR		STANDARD	GaP	Green/Yellow	565	Clear	2.2/2.1	10	140		—
SML-LX15IC-RP-TR		STANDARD	GaAsP	Red	635	Clear	2.0	10	140		—
SML-LX15IC-TR		STANDARD	GaAsP	Red	635	Clear	2.0	10	140		—
SML-LX15IGC-RP-TR		STANDARD	GaAsP	Red/Green	635	Clear	2.0/2.2	10	140		—
SML-LX15IGC-TR		STANDARD	GaAsP	Red/Green	635	Clear	2.0/2.2	10	140		—
SML-LX15IIC-RP-TR		STANDARD	GaAsP	Red	635	Clear	2.0	10	140		—
SML-LX15IIC-TR		STANDARD	GaAsP	Red/Red	635	Clear	2.0	10	140		—
SML-LX15IYC-RP-TR		STANDARD	GaAsP	Red/Yellow	635	Clear	2.0/2.1	10	140		—
SML-LX15PGC-RP-TR		STANDARD	GaP	Green	555	Clear	2.2	5	140		—
SML-LX15PGC-TR		STANDARD	GaP	Green	555	Clear	2.2	5	140		—
SML-LX15SBC-RP-TR		STANDARD	SiC	Blue	430	Clear	4.5	40	140		—
SML-LX15SBC-TR		STANDARD	SiC	Blue	430	Clear	4.5	40	140		—
SML-LX15SGC-RP-TR		STANDARD	GaP	Green	565	Clear	2.2	15	140		—
SML-LX15SGC-TR		STANDARD	GaP	Green	565	Clear	2.2	15	140		—
SML-LX15SIC-RP-TR		HIGH	AlInGaP	Red	636	Clear	2.0	60	140		—
SML-LX15SIC-TR		HIGH	AlInGaP	Red	636	Clear	2.0	60	140		—
SML-LX15SOC-TR		HIGH	AlInGaP	Orange	610	Clear	2.0	60	140		—
SML-LX15SRC-RP-TR		STANDARD	GaAIAs	Red	660	Clear	1.7	20	140		—
SML-LX15SRC-TR		STANDARD	GaAIAs	Red	660	Clear	1.7	20	140		—
SML-LX15SUGC-RP-TR		HIGH	AlInGaP	Green	574	Clear	2.2	45	140		—
SML-LX15SUGC-TR		HIGH	AlInGaP	Green	574	Clear	2.2	45	140		—
SML-LX15SYC-RP-TR		HIGH	AlInGaP	Yellow	590	Clear	2.0	60	140		—

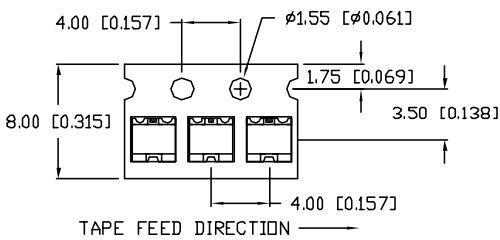
UNCONTROLLED DOCUMENT



RECOMMENDED PAD LAYOUT



TAPE SPEC DETAIL



\*UNLESS OTHERWISE SPECIFIED TOLERANCES PER DECIMAL PRECISION ARE: X=±1 (±0.039), XX=±0.5 (±0.020), XXX=±0.25 (±0.010), XXXX=±0.127 (±0.005). LEAD SIZE=±0.05 (0.002), LEAD LENGTH=±0.75 (±0.030). MIN.= \*DECIMAL PRECISION MAX.= \*DECIMAL PRECISION

PART NUMBER		REV.
SML-LX15IGC-RP-TR		D
REV.	E.C.N. NUMBER AND REVISION COMMENTS	DATE
A	E.C.N. #10967.	3.14.03
B	E.C.N. #11010.	7.3.03
C	E.C.N. #1114B.	11.30.05
D	E.C.N. #11361	11.28.06

ELECTRO-OPTICAL CHARACTERISTICS $T_A=25^\circ\text{C}$ $I_f=20\text{mA}$					
PARAMETER	MIN	TYP	MAX	UNITS	TEST COND
PEAK WAVELENGTH		635 (RED)		nm	
		565 (GREEN)		nm	
FORWARD VOLTAGE (R/G)		2.0/2.2	2.5/2.6	V <sub>f</sub>	
REVERSE VOLTAGE	5.0			V <sub>r</sub>	$I_f=100\mu\text{A}$
AXIAL INTENSITY		10		mcd	$I_f=20\text{mA}$
VIEWING ANGLE		140		2x theta	
EMITTED COLOR:	RED/GREEN				
EPOXY LENS FINISH:	WATER CLEAR				

LIMITS OF SAFE OPERATION AT 25°C PER CHIP			
PARAMETER	COLORS	MAX	UNITS
PEAK FORWARD CURRENT*		160	mA
STEADY CURRENT	(R/G)	30/25	mA
POWER DISSIPATION		105	mW
DERATE FROM 25°C		-1.2	mW/°C
OPERATING, STORAGE TEMP.		-40 TO +85	°C

\*  $t < 10\mu\text{s}$

NOTES:

1. THE POLARITY MARK IS ORIENTED TOWARDS THE TAPE SPROCKET HOLE.



CAUTION: MOISTURE SENSITIVE DEVICE PER JEDEC LEVEL 4 STANDARDS

UNCONTROLLED DOCUMENT

REV.	PART NUMBER
D	SML-LX15IGC-RP-TR
SOT-23 REPLACEMENT, SURFACE MOUNT LED, 635nm RED/565nm GREEN BICOLOR LED, REVERSE POLARITY, WATER CLEAR LENS, TAPE AND REEL.	

CONFIDENTIAL INFORMATION  
THE INFORMATION CONTAINED IN THIS DOCUMENT IS THE PROPERTY OF LUMEX INC. EXCEPT AS SPECIFICALLY AUTHORIZED IN WRITING BY LUMEX INC., THE HOLDER OF THIS DOCUMENT SHALL KEEP ALL INFORMATION CONTAINED HEREIN CONFIDENTIAL AND SHALL PROTECT SAME IN WHOLE OR IN PART FROM DISCLOSURE AND DISSEMINATION TO ALL THIRD PARTIES.

RELIABILITY NOTE  
OUR MANY YEARS OF EXPERIENCE DATA ACCUMULATION INDICATE THAT SOLDER HEAT IS A MAJOR CAUSE OF EARLY AND FUTURE FAILURE. PLEASE PAY ATTENTION TO YOUR SOLDERING PROCESS.



DRAWN BY:	CHECKED BY:	APPROVED BY:	DATE: 11.28.06
JC			PAGE: 1 OF 1
			SCALE: N/A