

Home > 5595301007F


Part Number: **5595301007F**

General Description

| | |
|----------------------------|---|
| Color | Yellow |
| Series | 559 |
| Configuration | High Efficiency Snap-In PMI |
| Description | Yellow Snap-In LED, .250" Mounting Hole Indicator |
| Housing | Black PBT, UL94V-0 |
| LED Type | High Efficiency Snap-In LED |
| Mounting Method | Snap In |
| Compliance | Front of Panel, UL94V-0 |
| Termination | 24 AWG, 14" Wire Lead |
| Mounting Hole Size | .250" |
| Panel Thickness | 0.031" - 0.062" |
| Diffused | Diffused |
| Luminous Intensity Typical | 34 |
| Forward Current mA | 25 mA |
| Voltage | 2.2 VDC |
| Operating Temperature | -20 +85 |
| Storage Temperature | -30 +100 |

Dialight

Low Current & 559 Series - High Efficiency Snap-in LED (.250" Mounting Hole) Panel Mount Indicators



FEATURES / BENEFITS

- ▲ RoHS compliant
- ▲ Long life - typically 100K hours
- ▲ Low current requirements - as low as 2 mA
- ▲ Low power consumption - uses up to 90% less energy than an incandescent indicator
- ▲ Front panel snap-in mounting requires no additional hardware
- ▲ No heat generated
- ▲ Resistant to shock and vibration
- ▲ Termination - straight terminals for wire wrapping or lead wire for soldering or optional terminals
- ▲ Colors include - red, green, yellow and orange
- ▲ Tinted Diffused and Non-Tinted/Non-Diffused LEDs available

APPLICATIONS

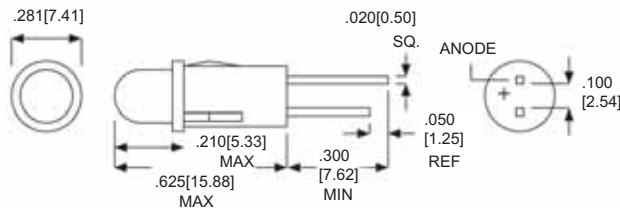
Dialight's 559 series LED panel mount indicator is available with a variety of LEDs including AlInGaP and InGaN technology for high brightness applications, bicolor and integral resistors. These indicators are designed for a variety of applications such as:

- Main and remote power indication
- Maintenance and warning indication
- Status indication
- Instrumentation
-and many more!

SPECIFICATIONS

- ▲ Voltage requirements:
1.8 - 2.3 VDC typical (current limiting resistor required)
- ▲ Mounting hole size: 0.249 - 0.252" (6.32 - 6.40 mm)
- ▲ Panel thickness: 0.031 - 0.062" (.787 - 1.57 mm)
- ▲ Housing: Black housing material meets UL94V-0 and enhances LED contrast
- ▲ *Operating temperature: -20°C to +85°C
- ▲ *Storage temperature: -30°C to +100°C
- ▲ Electrical connection
Straight terminals for wire wrapping or either 6 or 14 inch 24 AWG lead wire

STRAIGHT TERMINALS - TERMINATION OPTION 001

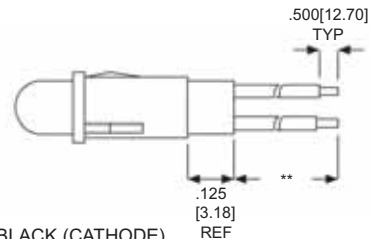


Dimensions in inches [mm]

NOTE: WIRE LEAD COLOR RED (ANODE) AND BLACK (CATHODE)

**24 AWG 6" WIRE LEADS - TERMINATION OPTION 003

**24 AWG 14" WIRE LEADS - TERMINATION OPTION 007



* Based on LED color - Contact factory for details

Dialight reserves the right to make changes at any time in order to supply the best product possible.

Please see back of page for part numbers and additional specifications.

Dialight Corporation



LOW CURRENT-DIFFUSED

| Part Number | Color | Peak Wavelength (nm) | Intensity typ. (mcd) | If typ. (mA) | Vf typ. (V) | Viewing Angle 2Ø 1/2 | Max. forward current (mA) | Termination | RoHS Compliant |
|---------------|--------|----------------------|----------------------|--------------|-------------|----------------------|---------------------------|--------------------|----------------|
| 559-1101-001F | Red | 635 | 2.0 | 2 | 1.8 | 50 | 7 | Straight terminals | ✓ |
| 559-1201-001F | Yellow | 585 | 1.8 | 2 | 1.9 | 50 | 7 | Straight terminals | ✓ |
| 559-1301-001F | Green | 565 | 1.8 | 2 | 1.8 | 50 | 7 | Straight terminals | ✓ |
| 559-1101-003F | Red | 635 | 2.0 | 2 | 1.8 | 50 | 7 | 6 inch wire leads | ✓ |
| 559-1201-003F | Yellow | 585 | 1.8 | 2 | 1.9 | 50 | 7 | 6 inch wire leads | ✓ |
| 559-1301-003F | Green | 565 | 1.8 | 2 | 1.8 | 50 | 7 | 6 inch wire leads | ✓ |
| 559-1101-007F | Red | 635 | 2.0 | 2 | 1.8 | 50 | 7 | 14 inch wire leads | ✓ |
| 559-1201-007F | Yellow | 585 | 1.8 | 2 | 1.9 | 50 | 7 | 14 inch wire leads | ✓ |
| 559-1301-007F | Green | 565 | 1.8 | 2 | 1.8 | 50 | 7 | 14 inch wire leads | ✓ |

HIGH EFFICIENCY-DIFFUSED

| Part Number | Color | Peak Wavelength (nm) | Intensity typ. (mcd) | If typ. (mA) | Vf typ. (V) | Viewing Angle 2Ø 1/2 | Max. forward current (mA) | Termination | RoHS Compliant |
|---------------|--------|----------------------|----------------------|--------------|-------------|----------------------|---------------------------|--------------------|----------------|
| 559-2101-001F | Red | 650 | 7 | 10 | 2.2 | 50 | 20 | Straight terminals | ✓ |
| 559-2201-001F | Green | 563 | 10 | 10 | 2.1 | 65 | 25 | Straight terminals | ✓ |
| 559-2301-001F | Yellow | 585 | 6.3 | 10 | 2.1 | 50 | 20 | Straight terminals | ✓ |
| 559-2501-001F | Orange | 600 | 7 | 10 | 1.9 | 60 | 30 | Straight terminals | ✓ |
| 559-5101-001F | Red | 650 | 34 | 20 | 2.1 | 50 | 25 | Straight terminals | ✓ |
| 559-5201-001F | Green | 563 | 34 | 20 | 2.2 | 50 | 25 | Straight terminals | ✓ |
| 559-5301-001F | Yellow | 585 | 34 | 20 | 2.2 | 50 | 25 | Straight terminals | ✓ |
| 559-5401-001F | Orange | 610 | 34 | 20 | 2.2 | 50 | 25 | Straight terminals | ✓ |
| 559-2101-003F | Red | 650 | 7 | 10 | 2.2 | 50 | 20 | 6 inch wire leads | ✓ |
| 559-2201-003F | Green | 563 | 10 | 10 | 2.1 | 65 | 25 | 6 inch wire leads | ✓ |
| 559-2301-003F | Yellow | 585 | 6.3 | 10 | 2.1 | 50 | 20 | 6 inch wire leads | ✓ |
| 559-2501-003F | Orange | 600 | 7 | 10 | 1.9 | 60 | 30 | 6 inch wire leads | ✓ |
| 559-5101-003F | Red | 650 | 34 | 20 | 2.1 | 50 | 25 | 6 inch wire leads | ✓ |
| 559-5201-003F | Green | 563 | 34 | 20 | 2.2 | 50 | 25 | 6 inch wire leads | ✓ |
| 559-5301-003F | Yellow | 585 | 34 | 20 | 2.2 | 50 | 25 | 6 inch wire leads | ✓ |
| 559-5401-003F | Orange | 610 | 34 | 20 | 2.2 | 50 | 25 | 6 inch wire leads | ✓ |
| 559-2101-007F | Red | 650 | 7 | 10 | 2.2 | 50 | 20 | 14 inch wire leads | ✓ |
| 559-2201-007F | Green | 563 | 10 | 10 | 2.1 | 65 | 25 | 14 inch wire leads | ✓ |
| 559-2301-007F | Yellow | 585 | 6.3 | 10 | 2.1 | 50 | 20 | 14 inch wire leads | ✓ |
| 559-2501-007F | Orange | 600 | 7 | 10 | 1.9 | 60 | 30 | 14 inch wire leads | ✓ |
| 559-5101-007F | Red | 650 | 34 | 20 | 2.1 | 50 | 25 | 14 inch wire leads | ✓ |
| 559-5201-007F | Green | 563 | 34 | 20 | 2.2 | 50 | 25 | 14 inch wire leads | ✓ |
| 559-5301-007F | Yellow | 585 | 34 | 20 | 2.2 | 50 | 25 | 14 inch wire leads | ✓ |
| 559-5401-007F | Orange | 610 | 34 | 20 | 2.2 | 50 | 25 | 14 inch wire leads | ✓ |

HIGH EFFICIENCY - NON-TINTED/NON-DIFFUSED

| Part Number | Color | Peak Wavelength (nm) | Intensity typ. (mcd) | If typ. (mA) | Vf typ. (V) | Viewing Angle 2Ø 1/2 | Max. forward current (mA) | Termination | RoHS Compliant |
|---------------|--------|----------------------|----------------------|--------------|-------------|----------------------|---------------------------|--------------------|----------------|
| 559-5501-001F | Red | 635 | 125 | 20 | 2.2 | 24 | 30 | Straight terminals | ✓ |
| 559-5601-001F | Green | 565 | 120 | 20 | 2.3 | 24 | 30 | Straight terminals | ✓ |
| 559-5701-001F | Yellow | 583 | 140 | 20 | 2.2 | 24 | 20 | Straight terminals | ✓ |
| 559-5801-001F | Orange | 605 | 90 | 20 | 2.2 | 20 | 50 | Straight terminals | ✓ |
| 559-5501-003F | Red | 635 | 125 | 20 | 2.2 | 24 | 30 | 6 inch wire leads | ✓ |
| 559-5601-003F | Green | 565 | 120 | 20 | 2.3 | 24 | 30 | 6 inch wire leads | ✓ |
| 559-5701-003F | Yellow | 583 | 140 | 20 | 2.2 | 24 | 20 | 6 inch wire leads | ✓ |
| 559-5801-003F | Orange | 605 | 90 | 20 | 2.2 | 20 | 50 | 6 inch wire leads | ✓ |
| 559-5501-007F | Red | 635 | 125 | 20 | 2.2 | 24 | 30 | 14 inch wire leads | ✓ |
| 559-5601-007F | Green | 565 | 120 | 20 | 2.3 | 24 | 30 | 14 inch wire leads | ✓ |
| 559-5701-007F | Yellow | 583 | 140 | 20 | 2.2 | 24 | 20 | 14 inch wire leads | ✓ |
| 559-5801-007F | Orange | 605 | 90 | 20 | 2.2 | 20 | 50 | 14 inch wire leads | ✓ |

Typical Operating Characteristics (Ta=25°C)

Dialight Corporation

