


◆ Home > 5592101007F

Part Number: **5592101007F**

General Description

Color	 Red
Series	559
Configuration	High Efficiency Snap-In PMI
Description	Red Snap-In LED, .250" Mounting Hole Indicator
Housing	Black PBT, UL94V-0
LED Type	High Efficiency Snap-In LED
Mounting Method	Snap In
Compliance	Front of Panel, UL94V-0
Termination	24 AWG, 14" Wire Lead
Mounting Hole Size	.250"
Panel Thickness	0.031" - 0.062"
Diffused	Diffused
Luminous Intensity Typical	7
Forward Current mA	20 mA
Voltage	2.2 VDC
Operating Temperature	-20 +85
Storage Temperature	-30 +100

Dialight

Low Current & 559 Series - High Efficiency Snap-in LED (.250" Mounting Hole) Panel Mount Indicators



FEATURES / BENEFITS

- ▲ RoHS compliant
- ▲ Long life - typically 100K hours
- ▲ Low current requirements - as low as 2 mA
- ▲ Low power consumption - uses up to 90% less energy than an incandescent indicator
- ▲ Front panel snap-in mounting requires no additional hardware
- ▲ No heat generated
- ▲ Resistant to shock and vibration
- ▲ Termination - straight terminals for wire wrapping or lead wire for soldering or optional terminals
- ▲ Colors include - red, green, yellow and orange
- ▲ Tinted Diffused and Non-Tinted/Non-Diffused LEDs available

APPLICATIONS

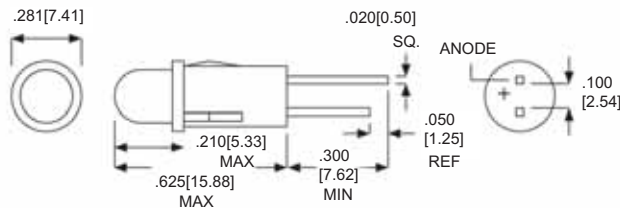
Dialight's 559 series LED panel mount indicator is available with a variety of LEDs including AlInGaP and InGaN technology for high brightness applications, bicolor and integral resistors. These indicators are designed for a variety of applications such as:

- Main and remote power indication
- Maintenance and warning indication
- Status indication
- Instrumentation
-and many more!

SPECIFICATIONS

- ▲ Voltage requirements:
1.8 - 2.3 VDC typical (current limiting resistor required)
- ▲ Mounting hole size: 0.249 - 0.252" (6.32 - 6.40 mm)
- ▲ Panel thickness: 0.031 - 0.062" (.787 - 1.57 mm)
- ▲ Housing: Black housing material meets UL94V-0 and enhances LED contrast
- ▲ *Operating temperature: -20°C to +85°C
- ▲ *Storage temperature: -30°C to +100°C
- ▲ Electrical connection
Straight terminals for wire wrapping or either 6 or 14 inch 24 AWG lead wire

STRAIGHT TERMINALS - TERMINATION OPTION 001

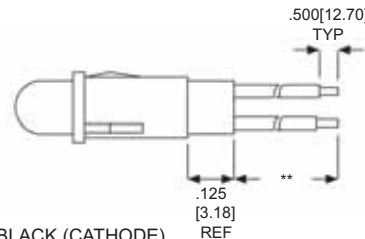


Dimensions in inches [mm]

NOTE: WIRE LEAD COLOR RED (ANODE) AND BLACK (CATHODE)

**24 AWG 6" WIRE LEADS - TERMINATION OPTION 003

**24 AWG 14" WIRE LEADS - TERMINATION OPTION 007



* Based on LED color - Contact factory for details

Dialight reserves the right to make changes at any time in order to supply the best product possible.

Please see back of page for part numbers and additional specifications.

Dialight Corporation



LOW CURRENT-DIFFUSED

Part Number	Color	Peak Wavelength (nm)	Intensity typ. (mcd)	If typ. (mA)	Vf typ. (V)	Viewing Angle 2Ø 1/2	Max. forward current (mA)	Termination	RoHS Compliant
559-1101-001F	Red	635	2.0	2	1.8	50	7	Straight terminals	✓
559-1201-001F	Yellow	585	1.8	2	1.9	50	7	Straight terminals	✓
559-1301-001F	Green	565	1.8	2	1.8	50	7	Straight terminals	✓
559-1101-003F	Red	635	2.0	2	1.8	50	7	6 inch wire leads	✓
559-1201-003F	Yellow	585	1.8	2	1.9	50	7	6 inch wire leads	✓
559-1301-003F	Green	565	1.8	2	1.8	50	7	6 inch wire leads	✓
559-1101-007F	Red	635	2.0	2	1.8	50	7	14 inch wire leads	✓
559-1201-007F	Yellow	585	1.8	2	1.9	50	7	14 inch wire leads	✓
559-1301-007F	Green	565	1.8	2	1.8	50	7	14 inch wire leads	✓

HIGH EFFICIENCY-DIFFUSED

Part Number	Color	Peak Wavelength (nm)	Intensity typ. (mcd)	If typ. (mA)	Vf typ. (V)	Viewing Angle 2Ø 1/2	Max. forward current (mA)	Termination	RoHS Compliant
559-2101-001F	Red	650	7	10	2.2	50	20	Straight terminals	✓
559-2201-001F	Green	563	10	10	2.1	65	25	Straight terminals	✓
559-2301-001F	Yellow	585	6.3	10	2.1	50	20	Straight terminals	✓
559-2501-001F	Orange	600	7	10	1.9	60	30	Straight terminals	✓
559-5101-001F	Red	650	34	20	2.1	50	25	Straight terminals	✓
559-5201-001F	Green	563	34	20	2.2	50	25	Straight terminals	✓
559-5301-001F	Yellow	585	34	20	2.2	50	25	Straight terminals	✓
559-5401-001F	Orange	610	34	20	2.2	50	25	Straight terminals	✓
559-2101-003F	Red	650	7	10	2.2	50	20	6 inch wire leads	✓
559-2201-003F	Green	563	10	10	2.1	65	25	6 inch wire leads	✓
559-2301-003F	Yellow	585	6.3	10	2.1	50	20	6 inch wire leads	✓
559-2501-003F	Orange	600	7	10	1.9	60	30	6 inch wire leads	✓
559-5101-003F	Red	650	34	20	2.1	50	25	6 inch wire leads	✓
559-5201-003F	Green	563	34	20	2.2	50	25	6 inch wire leads	✓
559-5301-003F	Yellow	585	34	20	2.2	50	25	6 inch wire leads	✓
559-5401-003F	Orange	610	34	20	2.2	50	25	6 inch wire leads	✓
559-2101-007F	Red	650	7	10	2.2	50	20	14 inch wire leads	✓
559-2201-007F	Green	563	10	10	2.1	65	25	14 inch wire leads	✓
559-2301-007F	Yellow	585	6.3	10	2.1	50	20	14 inch wire leads	✓
559-2501-007F	Orange	600	7	10	1.9	60	30	14 inch wire leads	✓
559-5101-007F	Red	650	34	20	2.1	50	25	14 inch wire leads	✓
559-5201-007F	Green	563	34	20	2.2	50	25	14 inch wire leads	✓
559-5301-007F	Yellow	585	34	20	2.2	50	25	14 inch wire leads	✓
559-5401-007F	Orange	610	34	20	2.2	50	25	14 inch wire leads	✓

HIGH EFFICIENCY - NON-TINTED/NON-DIFFUSED

Part Number	Color	Peak Wavelength (nm)	Intensity typ. (mcd)	If typ. (mA)	Vf typ. (V)	Viewing Angle 2Ø 1/2	Max. forward current (mA)	Termination	RoHS Compliant
559-5501-001F	Red	635	125	20	2.2	24	30	Straight terminals	✓
559-5601-001F	Green	565	120	20	2.3	24	30	Straight terminals	✓
559-5701-001F	Yellow	583	140	20	2.2	24	20	Straight terminals	✓
559-5801-001F	Orange	605	90	20	2.2	20	50	Straight terminals	✓
559-5501-003F	Red	635	125	20	2.2	24	30	6 inch wire leads	✓
559-5601-003F	Green	565	120	20	2.3	24	30	6 inch wire leads	✓
559-5701-003F	Yellow	583	140	20	2.2	24	20	6 inch wire leads	✓
559-5801-003F	Orange	605	90	20	2.2	20	50	6 inch wire leads	✓
559-5501-001F	Red	635	125	20	2.2	24	30	14 inch wire leads	✓
559-5601-007F	Green	565	120	20	2.3	24	30	14 inch wire leads	✓
559-5701-007F	Yellow	583	140	20	2.2	24	20	14 inch wire leads	✓
559-5801-007F	Orange	605	90	20	2.2	20	50	14 inch wire leads	✓

Typical Operating Characteristics (Ta=25°C)

Dialight Corporation

