


Part Number: **5552403F**

### General Description


Series	555
Configuration	2 mm Lens
Description	2 mm Yellow 5V/4mA Integral Resistor Single CBI
Package Options	Bulk Packaging
Sizes	2mm
Lamp Type	Single Color
Viewing	Right Angle
Polarity	Cathode Right
Lens Style	Non-Diffused



### Absolute Maximum Ratings (Ta = 25°)

Forward Current mA	4.7mA
Solder Temperature	260° for 5 sec
Operating Temperature	-40 to +85
Storage Temperature	-55 to +100

### Operating Characteristics

Color	 Yellow
Luminous Intensity Min	1.3
Luminous Intensity Typical	3.7
Test Current mA	5V
Emitted Color	Yellow

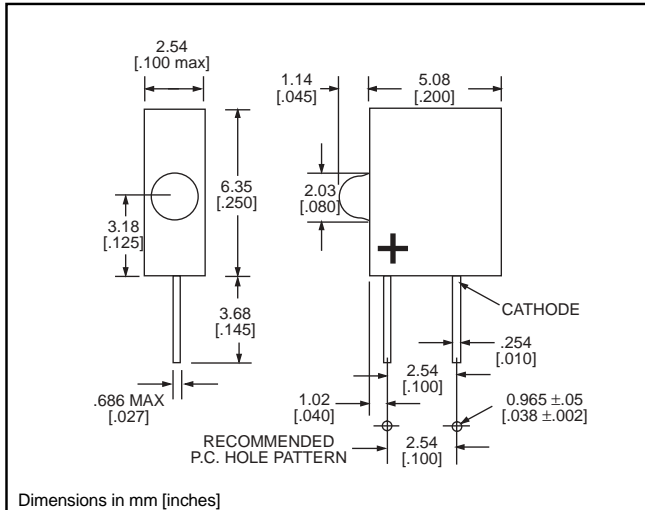


This is a  
RoHS Compliant Product  
[To learn more click here](#)

2mm  
LED CBI® Circuit Board Indicator  
Single

**Dialight**

555-2xxx



PART NO.

COLOR

**GENERAL PURPOSE**

555-2001	Red
555-2301	Green
555-2401	Yellow

**INTEGRAL RESISTOR, VARIOUS VOLTAGES**

555-2003	Red, 5V
555-2007	Red, 5V
555-2008	Red, 24V
555-2009	Red, 5V
555-2303	Green, 5V
555-2403	Yellow, 5V

**Features**

- Multiple CBIs form horizontal LED arrays on 2.54mm (0.100") center-lines
- High Contrast, UL 94 V-0 rated, black housing
- Oxygen index: 31.5%
- Polymer content: PBT, 0.079 g
- Housing stand-offs facilitate PCB cleaning
- Solderability per MIL-STD-202F, method 208F
- LEDs are safe for direct viewing per IEC 825-1, EN-60825-1
- Compatible with: 555-4xxx Quad Block

**Tolerance note: As noted, otherwise:**

- LED Protrusion:  $\pm 0.04$  mm [ $\pm 0.016$ ]
- CBI Housing:  $\pm 0.02$ mm [ $\pm 0.008$ ]

**Typical Operating Characteristics (T<sub>A</sub> = 25°C)**

*See LED data sheet for additional information*

**GENERAL PURPOSE**

*See Page 3-17 and 3-18 for Reference Only LED Drive Circuit Examples*

*See Page 3-19 for Pin Out*

Part Number	Color	Peak Wavelength nm	I <sub>v</sub> mcd	V <sub>F</sub> Volts	Test Current (mA)	Viewing Angle 2Θ <sub>1/2</sub>	LED Data sheet	Page #
555-2001	Red	650	1.2	1.6	20	40°	2ND-9412	3-14
555-2301	Green	565	1	2.4	20	40°	2ND-9414	3-14
555-2401	Yellow	583	2	2.2	20	40°	2ND-9416	3-14

**INTEGRAL RESISTOR, VARIOUS VOLTAGES**

Part Number	Color	Peak Wavelength nm	I <sub>v</sub> mcd	I <sub>F</sub> mA	Test Voltage	Viewing Angle 2Θ <sub>1/2</sub>	LED Data sheet	Page #
555-2003	Red	650	1.9	6	5	40°	2RD-9614	3-15
555-2007	Red	650	.9	3	5	40°	2RD-9613	3-15
555-2008	Red	650	.9	3	24	40°	2RD-9623	3-16
555-2009	Red	650	.6	1	5	40°	2RD-9618	3-15
555-2303	Green	565	2.5	4.7	5	40°	2RD-9615	3-15
555-2403	Yellow	583	2.1	4.7	5	40°	2RD-9616	3-15