


Part Number: **5502205F**

General Description

Series	550
Configuration	5 mm Lens
Description	5 mm Green Diffused CBI
Package Options	Bulk Packaging
Sizes	5mm
Lamp Type	Single Color
Viewing	Right Angle
Polarity	Cathode Right
Lens Style	Diffused
LED Centerline	3.00



Absolute Maximum Ratings (Ta = 25°)

Forward Current mA	25mA
Reverse Current	10 @ Vr = 3V
Derating	from 40° @ .66 mW/°C
Solder Temperature	260° for 5 sec
Operating Temperature	-25 to +85
Storage Temperature	-30 to +100

Operating Characteristics

Color	 Green
LED Type	High Efficiency
Luminous Intensity Min	3.6
Luminous Intensity Typical	10
Test Current mA	10mA
Emitted Color	Green
Power Dissipation Max	75mW

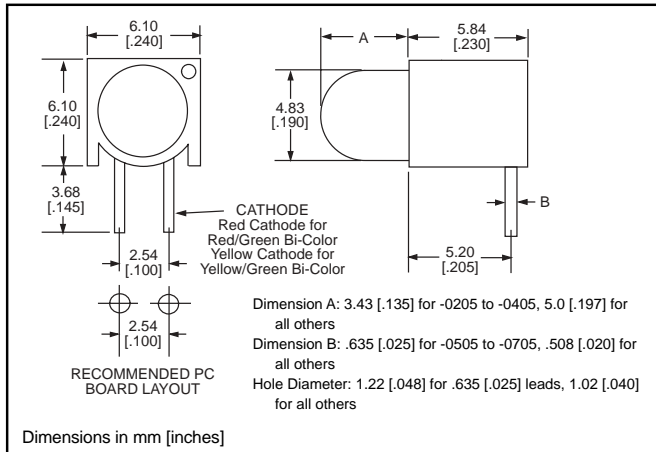


This is a
RoHS Compliant Product
[To learn more click here](#)

5mm LED CBI® Circuit Board Indicator Square Back Housing



550-xx05



Standard Polarity shown in drawing: Cathode right

Features

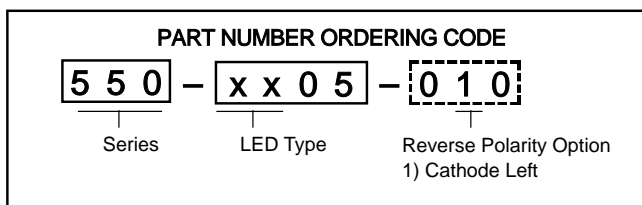
- Multiple CBIs form horizontal LED arrays on 6.35mm (0.250") center-lines.
- High Contrast, UL 94 V-0 rated, black housing
- Oxygen index: 32%
- Polymer content: PBT, 0.160 g
- Housing stand-offs facilitate PCB cleaning
- Solderability per MIL-STD-202F, method 208F
- LEDs are safe for direct viewing per IEC 825-1, EN-60825-1
- Compatible with:
 - 550-xx05-003 Tri-Block
 - 550-xx05-004 Quad Block

Custom

- For custom LEDs contact factory.

Tolerance note: As noted, otherwise:

- LED Protrusion: ± 0.04 mm [± 0.016]
- CBI Housing: ± 0.02 mm [± 0.008]



-010 Ordering Code Suffix required ONLY for Reverse Polarity Option

PART NO.

COLOR

GENERAL PURPOSE

550-0205	Green
550-0305	Yellow
550-0405	Red

INTEGRAL RESISTOR

550-0505	Red, 5V
550-0705	Green, 5V
550-0805	Yellow, 5V

LOW CURRENT

550-1105	Red
550-1205	Yellow
550-1305	Green

HIGH EFFICIENCY

550-2205	Green
550-2305	Yellow
550-2405	Red
550-2505	Orange

BI-COLOR

550-3005	Red/Green
550-3105	Yellow/Green

SUPER BRIGHT, DIFFUSED

550-5105	Red
550-5205	Green
550-5305	Yellow

SUPER BRIGHT, WATER CLEAR (Non-tinted, Non-diffused)

550-5505	Red
550-5605	Green
550-5705	Yellow

To order any of the 550-xx05 part numbers with Reverse Polarity (Cathode Left), please add -010 to the part numbers shown above.

NEW

6

Typical Operating Characteristics ($T_A=25^{\circ}\text{C}$)

See LED data sheet for additional information

GENERAL PURPOSE See page 6-55 and 6-56 for Reference Only LED Drive Circuit Examples. See page 6-57 for Pin Out

Part Number	Color	Peak Wavelength nm	I_V mcd	V_F Volts	Test Current (mA)	Viewing Angle $2\theta_{\%}$	LED Data sheet	Page #
550-0205	Green	565	12.3	2.1	20	60°	5ND-9674	6-51
550-0305	Yellow	585	12.3	2.1	20	60°	5ND-9673	6-51
550-0405	Red	635	12.3	2	20	60°	5ND-9672	6-51

INTEGRAL RESISTOR

Part Number	Color	Peak Wavelength nm	I_V mcd	Test Voltage	Forward Current (mA)	Viewing Angle $2\theta_{\%}$	LED Data sheet	Page #
550-0505	Red	655	2	5	13	60°	5RD-9422	6-52
550-0705	Green	565	8	5	12	60°	5RD-9423	6-52
550-0805	Yellow	583	8	5	10	60°	521-9284	6-41

LOW CURRENT

Part Number	Color	Peak Wavelength nm	I_V mcd	V_F Volts	Test Current (mA)	Viewing Angle $2\theta_{\%}$	LED Data sheet	Page #
550-1105	Red	635	2	1.8	2	50°	521-9320	6-42
550-1205	Yellow	583	1.8	1.9	2	50°	521-9321	6-42
550-1305	Green	565	1.8	1.8	2	50°	521-9327	6-42

HIGH EFFICIENCY

Part Number	Color	Peak Wavelength nm	I_V mcd	V_F Volts	Test Current (mA)	Viewing Angle $2\theta_{\%}$	LED Data sheet	Page #
550-2205	Green	563	10	2.1	10	65°	5HD-9270-5	6-49
550-2305	Yellow	585	6.3	2.1	10	50°	5HD-9271-5	6-49
550-2405	Red	650	7	2.2	10	50°	5HD-9269	6-49
550-2505	Orange	600	7	1.9	10	60°	521-9704	6-43

BI-COLOR

Part Number	Color	Peak Wavelength nm	I_V mcd	V_F Volts	Test Current (mA)	Viewing Angle $2\theta_{\%}$	LED Data sheet	Page #
550-3005	Red/Green	660/565	90/40	1.8/2.1	20	60°	521-9651	6-46
550-3105	Yellow/Green	585/565	8.7/8.7	2.1/2.1	20	50°	521-9724	6-46

SUPER BRIGHT, DIFFUSED

Part Number	Color	Peak Wavelength nm	I_V mcd	V_F Volts	Test Current (mA)	Viewing Angle $2\theta_{\%}$	LED Data sheet	Page #
550-5105	Red	650	34	2.1	20	50°	5SD-9441	6-53
550-5205	Green	563	34	2.2	20	50°	5SD-9456	6-53
550-5305	Yellow	585	34	2.2	20	50°	5SD-9455	6-53

SUPER BRIGHT, WATER CLEAR (NON-TINTED, NON-DIFFUSED)

Part Number	Color	Peak Wavelength nm	I_V mcd	V_F Volts	Test Current (mA)	Viewing Angle $2\theta_{\%}$	LED Data sheet	Page #
550-5505	Red	635	125	2.2	20	24°	521-9464	6-47
550-5605	Green	565	120	2.3	20	24°	521-9465	6-47
550-5705	Yellow	583	140	2.2	20	24°	521-9466	6-47

