



## XX Series

### NC3FXX-B






The next generation of the worldwide accepted standard of XLR cable connectors. The successor of the X series offers several new features which make it more reliable, easier to assemble and improves contact integrity as well as cable strain relief.

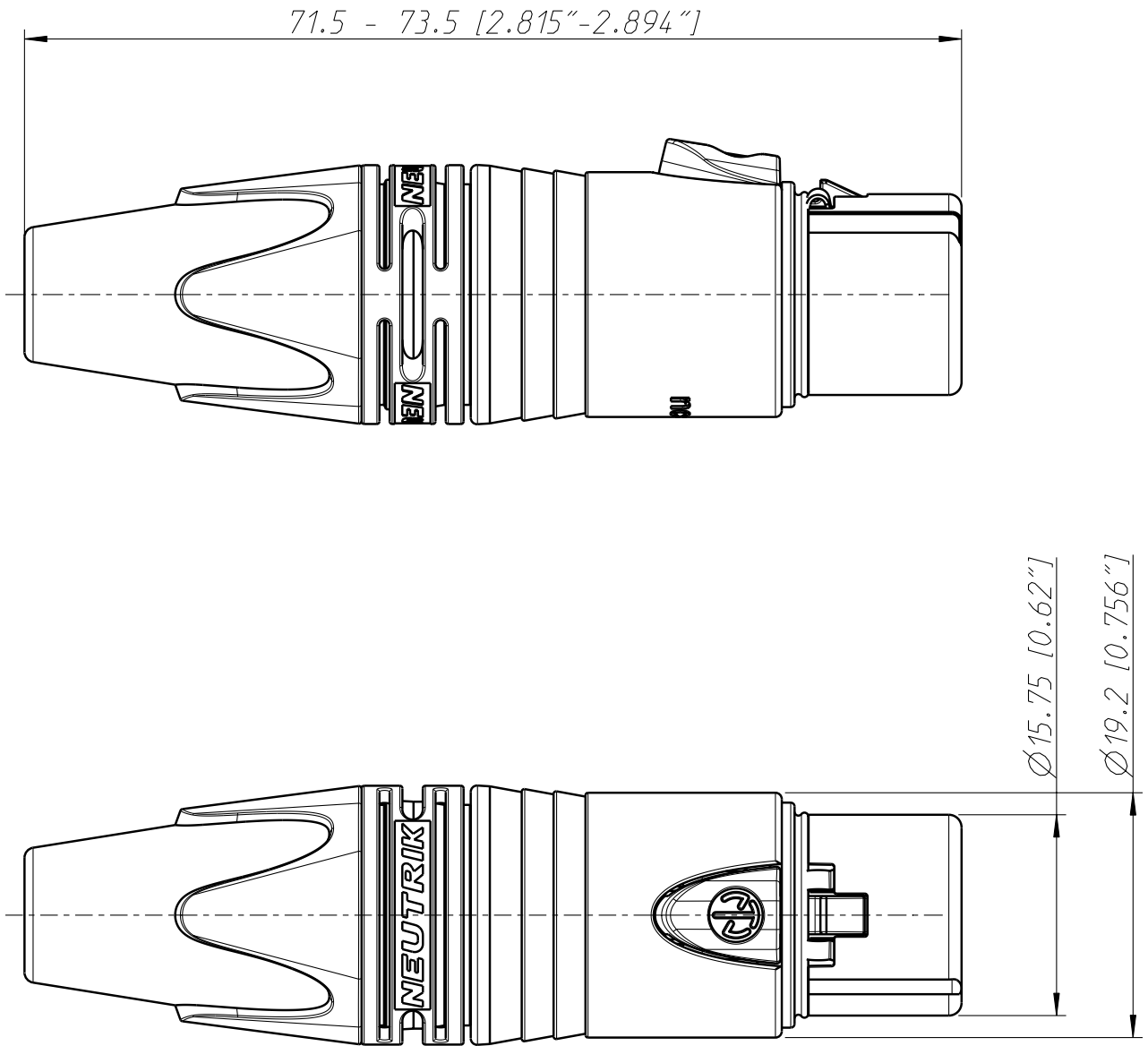
3 pole female cable connector with black metal housing and gold contacts.

#### Features & Benefits

- Unique cage design of female contact for low contact resistance and high integrity
- Female contact incorporates a solder barrier to prevent solder running into the contact mating area
- Female connector with improved solid metal latch which is larger and easier to handle
- Additional ground spring contacts for better shell ground continuity
- Improved chuck type strain relief provides higher pull-out force and makes assembly easier and faster
- Boot with polyurethane gland gives high protection to cable bending stresses
- Colored rings and boots available for coding or identification
- Sleek and ergonomic design - valuable and handy
- Rugged zinc diecast shell, longlasting and dependable

#### ACCESSORIES





Allgemeintoleranzen ISO 2768-m	Werkstoff	Massstab:		Datum	Name
Zeichnung urheberrechtlich geschuetzt (DIN 34) (C)	KEIN_MAT	2:1 (A4)	Gezeichnet	05.07.04	jutz b
	-		Freigegeben	-	-
			Geaendert	17.04.07	jutz b
Benennung			Aend.-Nr.	Aend.-Index	
XX-Serie NC 3FXX			-	B	
			Ersatz fuer:	Blatt 1 von 1 Bl.	
NEUTRIK AG FL-9494 SCHAAN			Zeichn. Nr. ST-NC 3FXX		



## NC3FXX-B

There are no technical infos for this product.

Product	
Connector Type	XLR
Gender	female
Electrical	
Capacitance between contacts	≤ 4 pF
Contact resistance	≤ 3 mΩ
Dielectric strength	1,5 kVdc
Insulation resistance	> 2 GΩ (initial)
Insulation resistance	> 1 GΩ (after damp heat test)
Rated current per contact	16 A
Rated voltage	50 V
Mechanical	
Cable O.D.	3.5 - 8.0 mm
Insertion force	≤ 20 N
Withdrawal force	≤ 20 N
Lifetime	> 1000 mating cycles
Wire size	max. 2.5 mm <sup>2</sup>
Wire size	max. 14 AWG
Wiring	Solder contacts
Locking device	Latch lock
Material	
Boot	Polyuretan
Bushing	Polyamide (PA 6 15% GR)
Contact plating	0.2 μm Au hard alloy over 2 μm Ni
Contacts	Bronze (CuSn8)
Insert	Polyamide (PA 6.6 30 % GR)
Locking element	Zinc diecast (ZnAl4Cu1)
Shell	Zinc diecast (ZnAl4Cu1)
Shell plating	Black chromium
Strain relief	Polyacetal (POM)
Environmental	
Flammability	UL 94 HB
Standard compliance	IEC 61076-2-103
Protection class	IP 40
Solderability	Complies with IEC 68-2-20
Temperature range	-30 °C to +80 °C
Optical	
Mobile Cables	