

NC3FAAV1-0




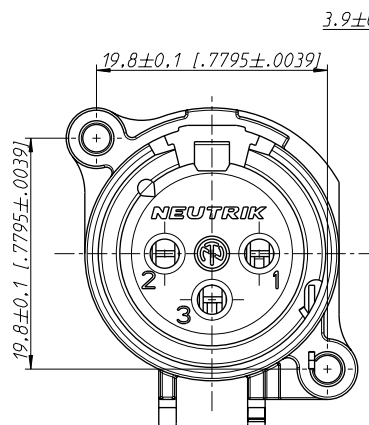
New most cost-effective round plastic body XLR PCB mount panel connector. Front panel cutout and PCB layout 100% compatible to A series. New "tulip" type contact design with high contact pressure for highest durability. Push latch assembled. Flammability rating UL94HB. 3 pole female XLR receptacle, grounding: mating connector shell to pin1 and front panel, vertical PCB mount, retention spring instead of latch

Features & Benefits

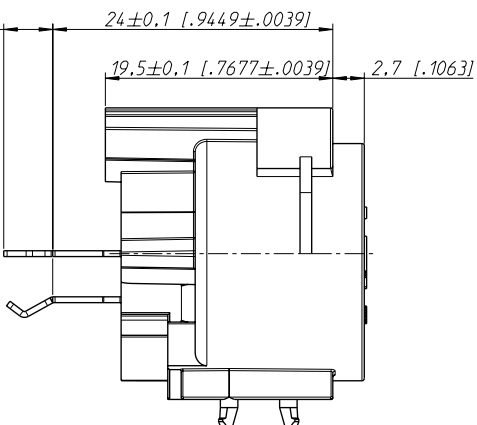
- Most cost-effective series
- "Tulip" type contact design with high contact pressure for highest durability
- Selective gold plated contact and PCB termination area for best conductivity and solderability

ACCESSORIES

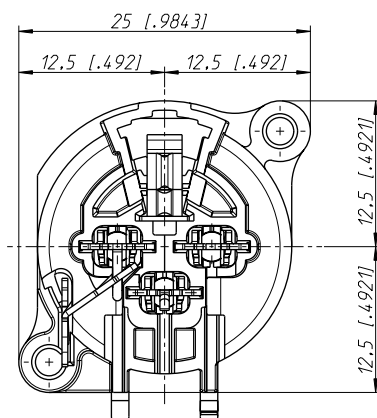




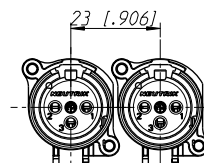
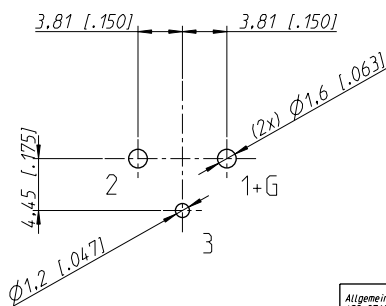
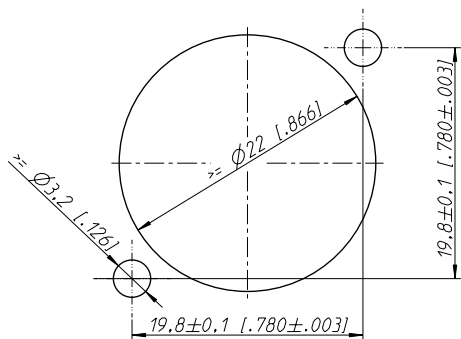
Frontplattenausschnitt (Rückseite)
Panel cut out (rear side)



Print-Bohrplan (Bestückungsseite)
PCB-Layout (component side)



min. Einbauabstand
min assembling distance



1:1

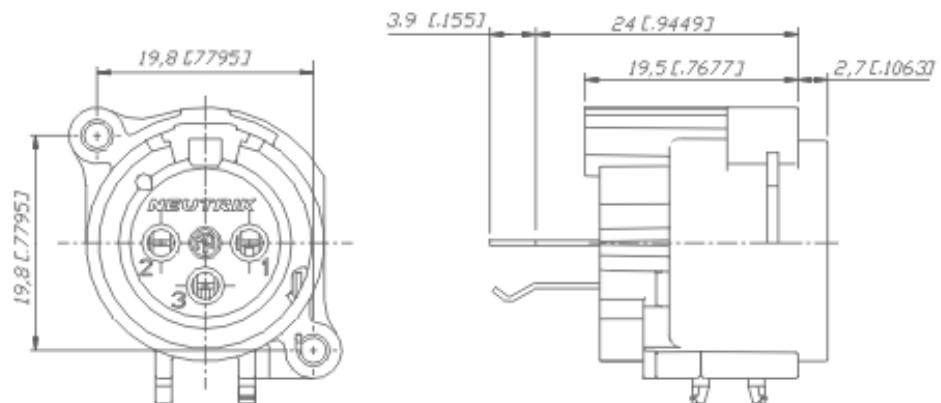
Allgemeintoleranzen ISO 2768-m	Werkstoff -	Maßstab: 3:1 (A3)	Gezeichnet	27.11.02	Dobler
			Freigegeben	-	-
Zeichnung urheberrechtlich geschützt (DIN 34) (C)	-	-	Geändert	25.09.03	Ender
Benennung NC3FAAV1-0 NC3FAAV1-0			Aend.-Nr. -	Aend.-Index -	
NEUTRIK AG FL-9494 SCHAAN			Ersatz fuer:	Blatt 1 von 1 Bl.	
			Zeichn. Nr.	ST-NC3FAAV1-0	



Audio

AA Series

NC3FAAV1-0



There are no technical infos for this product.

Product	
Connector Type	XLR
Gender	female
Electrical	
Capacitance between contacts	≤ 7 pF
Contact resistance	≤ 8 m Ω
Dielectric strength	1,5 kVdc
Insulation resistance	> 2 G Ω (initial)
Insulation resistance	> 1 G Ω (after damp heat test)
Rated current per contact	6 A
Rated voltage	50 V
Grounding options	Pin 1 connected direct to front panel and connector shell, no separate ground contact
Mechanical	
Insertion force	≤ 20 N
Withdrawal force	≤ 20 N
Lifetime	> 1000 mating cycles
Wiring	Vertical PCB mount
Locking device	Retention spring
Mounting direction	rear
Chassis shape	A
Mounting	A-Screw

Material	
Contact plating	0.2 µm AuCo over 2 µm NiP15 (Tribor®)
Contacts	Bronze (CuSn6)
Insert	Polyamide (PA 6.6 30 % GR)
Locking element	Steel Ck67
Flange	Black Plastic
Environmental	
Flammability	UL 94 HB
Standard compliance	IEC 61076-2-103
Solderability	Complies with IEC 68-2-20
Temperature range	-30 °C to +80 °C
Optical	
Mobile Cables	