


3M™ Pak 100 Polarized Boardmount Socket

.100" × .100" Centerbump Polarization with Straight Solder Tails

8500 Series



- Centerbump polarization
- Mates with low profile shrouded headers
- Part number on each piece
- Optional keying plug
- UL 94V-0 rated polyester body
- Board retention feature

Date Modified: May 30, 2003

TS-0413-08
Sheet 1 of 2

Physical

Insulation

Material: Glass Filled Polyester (PBT)

Flammability: UL 94V-0

Color: Gray

Contact

Material: Copper Alloy

Plating

Underplating and U-Slot: 2 μm [79 μ''] Nickel — QQ-N-290, Class 2

Wiping Area: 0.3 μm [12 μ''] Gold — MIL-G-45204, Type II, Grade C

Solder Tails: Tin Lead — MIL-P-81728

Marking: 3M Logo, Part Identification Number and Orientation Triangle

Electrical

Current Rating: 1 A

Insulation Resistance: $> 1 \times 10^9 \Omega$ at 500 Vdc

Withstanding Voltage: 1000 Vrms at Sea Level

Environmental

Temperature Rating: -55°C to 105°C

UL File No.: E68080

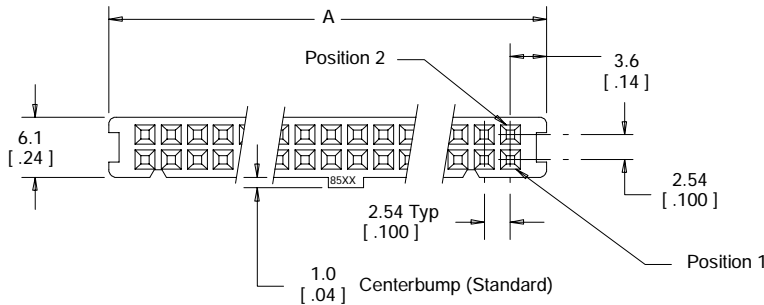
3M
Interconnect Solutions
<http://www.3M.com/interconnects/>

3M is a trademark of 3M Company.
For technical, sales or ordering information call
800-225-5373

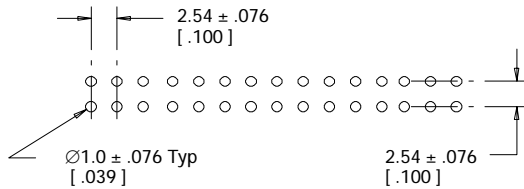
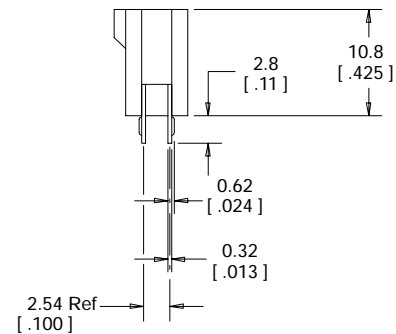
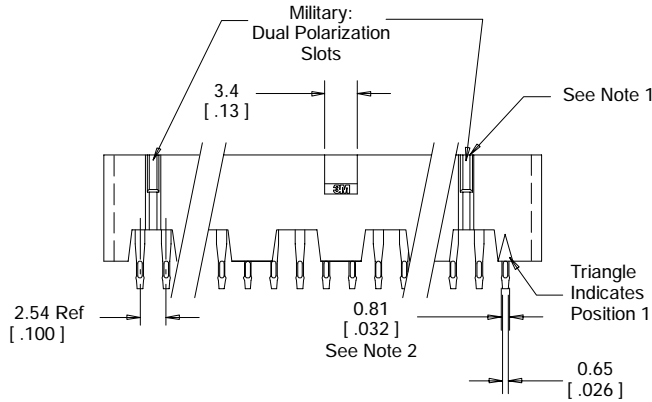
3M™ Pak 100 Polarized Boardmount Socket

.100" × .100" Centerbump Polarization with Straight Solder Tails

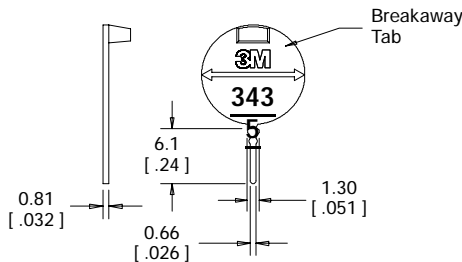
8500 Series



Contact Quantity	Dimension A
10	17.3 [.68]
16	25.9 [.98]
20	30.0 [1.18]
26	37.6 [1.48]
34	47.7 [1.88]
40	55.4 [2.18]
50	68.1 [3.18]
60	80.8 [3.18]
64	85.8 [3.38]



Recommended Mounting Hole Pattern
(Shown for Top Side of PC Board)



3435-0
Keying Plug
(Optional: Order Separately)

mm [Inch]		
Tolerance Unless Noted		
	.0	.00
	.00	.000
mm	±.3	±.15

[] Dimensions for Reference only

Notes:

1. This polarizing groove is non-existent on the 10 position version.
2. The contact soldertail is designed to retain the connector on the PC board during flow soldering operations.
3. Recommended to be mated to the .100" x .100" low profile header and the Plug Connector 4600 Series without ejector latches.

Ordering Information

Sockets
85XX-4500JL

Contact Quantity:
See Table

TS-0413-08
Sheet 2 of 2

Important Notice

All statements, technical information, and recommendations related to 3M's products are based on information believed to be reliable, but the accuracy or completeness is not guaranteed. Before using this product, you must evaluate it and determine if it is suitable for your intended application. You assume all risks and liability associated with such use. Any statements related to the product which are not contained in 3M's current publications, or any contrary statements contained on your purchase order shall have no force or effect unless expressly agreed upon, in writing, by an authorized officer of 3M.



Electronic and Interconnect Solutions Division

6801 River Place Blvd.
Austin, TX 78726-9000
www.3M.com/eisd

Warranty; Limited Remedy; Limited Liability.

This product will be free from defects in material and manufacture for a period of 1 year from the date of purchase. **3M MAKES NO OTHER WARRANTIES INCLUDING, BUT NOT LIMITED TO, ANY IMPLIED WARRANTY OF MERCHANTABILITY OR FITNESS FOR A PARTICULAR PURPOSE.** If this product is defective within the warranty period stated above, your exclusive remedy shall be, at 3M's option, to replace or repair the 3M product or refund the purchase price of the 3M product. **Except where prohibited by law, 3M will not be liable for any loss or damage arising from this 3M product, whether direct, indirect, special, incidental or consequential regardless of the legal theory asserted.**

© 3M 2003